

The CImg Library

1.3.1

Generated by Doxygen 1.5.7.1

Tue May 26 18:27:49 2009

Contents

1	Main Page	1
2	Module Index	3
2.1	Modules	3
3	Namespace Index	5
3.1	Namespace List	5
4	Class Index	7
4.1	Class Hierarchy	7
5	Class Index	9
5.1	Class List	9
6	Module Documentation	11
6.1	CImg Library Overview	11
6.1.1	Library structure	11
6.1.2	CImg version of "Hello world".	12
6.1.3	How to compile ?	13
6.1.4	What's next ?	13
6.2	CImg<T> : The image structure.	14
6.2.1	Structure overview	14
6.2.2	Image construction/destruction/copy	14
6.2.3	Image methods	14
6.2.4	Shared images	14
6.2.5	Low-level structure	14
6.3	CImgList<T> : The image list structure.	15
6.3.1	Structure overview	15
6.3.2	Image list construction/destruction/copy	15
6.3.3	Image methods	15

6.3.4	Low-level structure	15
6.4	CImgDisplay : The image display structure.	16
6.4.1	Structure overview	16
6.4.2	Image display construction/destruction/copy	16
6.4.3	Image methods	16
6.4.4	Low-level structure	16
6.5	CImgException : The library exception structure.	17
6.5.1	Structure overview	17
6.6	FAQ : Frequently Asked Questions.	18
6.6.1	FAQ Summary	18
6.6.2	1. General information and availability	18
6.6.2.1	1.1. What is the CImg Library ?	18
6.6.2.2	1.2. What platforms are supported ?	18
6.6.2.3	1.3. How is CImg distributed ?	19
6.6.2.4	1.4. What kind of people are concerned by CImg ?	19
6.6.2.5	1.5. What are the specificities of the CeCILL license ?	19
6.6.2.6	1.6. Who is behind CImg ?	19
6.6.3	2. C++ related questions	20
6.6.3.1	2.1 What is the level of C++ knowledge needed to use CImg ?	20
6.6.3.2	2.2 How to use CImg in my own C++ program ?	20
6.6.3.3	2.3 Why is CImg entirely contained in a single header file ?	20
6.7	Setting Environment Variables	22
6.8	How to use CImg library with Visual C++ 2005 Express Edition ?.	24
6.8.1	How to use CImg library with Visual C++ 2005 Express Edition ?	24
6.9	Tutorial : Getting Started.	25
6.10	Using Drawing Functions.	28
6.10.1	Using Drawing Functions.	28
6.11	Using Image Loops.	29
6.11.1	Loops over the pixel buffer	29
6.11.2	Loops over image dimensions	29
6.11.3	Loops over interior regions and borders.	30
6.11.4	Loops using neighborhoods.	31
6.11.4.1	Neighborhood-based loops for 2D images	31
6.11.4.2	Neighborhood-based loops for 3D images	32
6.11.4.3	Defining neighborhoods	32
6.11.4.4	Using alternate variable names	32

6.11.4.5	Example codes	33
6.12	Using Display Windows.	34
6.13	How pixel data are stored with CImg.	35
6.14	Files IO in CImg.	36
6.15	Retrieving Command Line Arguments.	37
6.15.1	The <code>cimg_usage()</code> macro	37
6.15.2	The <code>cimg_help()</code> macro	37
6.15.3	The <code>cimg_option()</code> macro	37
6.15.4	Example of use	38
6.15.5	How to learn more about command line options ?	38
7	Namespace Documentation	39
7.1	<code>cimg_library</code> Namespace Reference	39
7.1.1	Detailed Description	39
7.2	<code>cimg_library::cimg</code> Namespace Reference	41
7.2.1	Detailed Description	46
7.2.2	Function Documentation	46
7.2.2.1	<code>info</code>	46
7.2.2.2	<code>exception_mode</code>	46
7.2.2.3	<code>warn</code>	46
7.2.2.4	<code>system</code>	46
7.2.2.5	<code>endianness</code>	47
7.2.2.6	<code>sleep</code>	47
7.2.2.7	<code>wait</code>	47
7.2.2.8	<code>abs</code>	47
7.2.2.9	<code>mod</code>	47
7.2.2.10	<code>minmod</code>	47
7.2.2.11	<code>round</code>	48
7.2.2.12	<code>uncase</code>	48
7.2.2.13	<code>atof</code>	48
7.2.2.14	<code>strncmp</code>	48
7.2.2.15	<code>strncasecmp</code>	48
7.2.2.16	<code>strcmp</code>	48
7.2.2.17	<code>strcasecmp</code>	49
7.2.2.18	<code>dialog</code>	49
8	Class Documentation	51

8.1	CImg Struct Template Reference	51
8.1.1	Detailed Description	116
8.1.2	Member Typedef Documentation	118
8.1.2.1	iterator	118
8.1.2.2	const_iterator	118
8.1.3	Constructor & Destructor Documentation	118
8.1.3.1	~CImg	118
8.1.3.2	CImg	119
8.1.3.3	CImg	119
8.1.3.4	CImg	119
8.1.3.5	CImg	120
8.1.3.6	CImg	120
8.1.3.7	CImg	120
8.1.3.8	CImg	121
8.1.4	Member Function Documentation	121
8.1.4.1	assign	121
8.1.4.2	clear	121
8.1.4.3	assign	122
8.1.4.4	assign	122
8.1.4.5	assign	122
8.1.4.6	assign	123
8.1.4.7	assign	123
8.1.4.8	transfer_to	123
8.1.4.9	pixel_type	124
8.1.4.10	size	124
8.1.4.11	ptr	124
8.1.4.12	is_overlapped	124
8.1.4.13	offset	125
8.1.4.14	operator()	125
8.1.4.15	operator[]	125
8.1.4.16	variance	126
8.1.4.17	eval	126
8.1.4.18	print	126
8.1.4.19	operator=	127
8.1.4.20	operator=	127
8.1.4.21	operator+	127

8.1.4.22	round	127
8.1.4.23	fill	128
8.1.4.24	threshold	128
8.1.4.25	rotate	128
8.1.4.26	rotate	128
8.1.4.27	resize	129
8.1.4.28	resize	129
8.1.4.29	resize	130
8.1.4.30	resize_doubleXY	130
8.1.4.31	resize_tripleXY	130
8.1.4.32	permute_axes	130
8.1.4.33	translate	131
8.1.4.34	crop	131
8.1.4.35	crop	131
8.1.4.36	crop	132
8.1.4.37	crop	132
8.1.4.38	histogram	132
8.1.4.39	equalize	133
8.1.4.40	pointwise_norm	133
8.1.4.41	pointwise_orientation	134
8.1.4.42	get_gradient	134
8.1.4.43	dijkstra	134
8.1.4.44	dijkstra	134
8.1.4.45	default_LUT8	135
8.1.4.46	RGBtoHSI	135
8.1.4.47	RGBtoBayer	135
8.1.4.48	draw_point	135
8.1.4.49	draw_point	136
8.1.4.50	draw_point	136
8.1.4.51	draw_line	136
8.1.4.52	draw_line	137
8.1.4.53	draw_line	138
8.1.4.54	draw_line	138
8.1.4.55	draw_spline	138
8.1.4.56	draw_spline	139
8.1.4.57	draw_spline	139

8.1.4.58	<code>draw_arrow</code>	140
8.1.4.59	<code>draw_image</code>	141
8.1.4.60	<code>draw_image</code>	141
8.1.4.61	<code>draw_rectangle</code>	141
8.1.4.62	<code>draw_rectangle</code>	142
8.1.4.63	<code>draw_rectangle</code>	142
8.1.4.64	<code>draw_triangle</code>	143
8.1.4.65	<code>draw_triangle</code>	143
8.1.4.66	<code>draw_triangle</code>	144
8.1.4.67	<code>draw_triangle</code>	144
8.1.4.68	<code>draw_triangle</code>	145
8.1.4.69	<code>draw_ellipse</code>	146
8.1.4.70	<code>draw_ellipse</code>	146
8.1.4.71	<code>draw_ellipse</code>	146
8.1.4.72	<code>draw_ellipse</code>	147
8.1.4.73	<code>draw_circle</code>	147
8.1.4.74	<code>draw_circle</code>	147
8.1.4.75	<code>draw_text</code>	148
8.1.4.76	<code>draw_text</code>	148
8.1.4.77	<code>draw_quiver</code>	148
8.1.4.78	<code>draw_quiver</code>	149
8.1.4.79	<code>draw_graph</code>	149
8.1.4.80	<code>draw_axis</code>	150
8.1.4.81	<code>draw_fill</code>	150
8.1.4.82	<code>draw_fill</code>	151
8.1.4.83	<code>draw_fill</code>	151
8.1.4.84	<code>draw_plasma</code>	151
8.1.4.85	<code>draw_plasma</code>	152
8.1.4.86	<code>draw_gaussian</code>	152
8.1.4.87	<code>draw_gaussian</code>	152
8.1.4.88	<code>draw_gaussian</code>	153
8.1.4.89	<code>draw_gaussian</code>	153
8.1.4.90	<code>draw_gaussian</code>	153
8.1.4.91	<code>draw_object3d</code>	154
8.1.4.92	<code>correlate</code>	154
8.1.4.93	<code>convolve</code>	154

8.1.4.94	noise	155
8.1.4.95	deriche	155
8.1.4.96	blur	155
8.1.4.97	blur_anisotropic	155
8.1.4.98	blur_bilateral	156
8.1.4.99	haar	156
8.1.4.100	haar	156
8.1.4.101	displacement_field	156
8.1.4.102	select	157
8.1.4.103	load	157
8.1.4.104	save	157
8.1.4.105	save_graphicsmagick_external	157
8.1.4.106	save_imagemagick_external	157
8.1.5	Member Data Documentation	158
8.1.5.1	width	158
8.1.5.2	height	158
8.1.5.3	depth	158
8.1.5.4	dim	158
8.2	CImgDisplay Struct Reference	160
8.2.1	Detailed Description	165
8.2.2	Constructor & Destructor Documentation	166
8.2.2.1	CImgDisplay	166
8.2.2.2	CImgDisplay	166
8.2.2.3	CImgDisplay	166
8.2.2.4	CImgDisplay	167
8.2.3	Member Function Documentation	167
8.2.3.1	display	167
8.2.3.2	resize	167
8.3	CImgException Struct Reference	168
8.3.1	Detailed Description	168
8.3.2	Overview	168
8.3.3	Exception handling	169
8.4	CImgList Struct Template Reference	170
8.4.1	Detailed Description	188
8.4.2	Member Function Documentation	188
8.4.2.1	get_append	188

8.4.2.2	font	188
8.4.2.3	display	188
8.4.2.4	display	189
8.4.2.5	save	189
8.4.2.6	save_gzip_external	189

Chapter 1

Main Page

This is the reference documentation of [the CImg Library](#), the C++ template image processing library. This documentation have been generated using the tool [doxygen](#). It contains a detailed description of all classes and functions of the CImg Library. If you have downloaded the CImg package, you actually have a local copy of these pages in the `CImg/html/reference/` directory.

Use the menu above to navigate through the documentation pages. As a first step, you may look at the list of [available modules](#).

A complete PDF version of this reference documentation is [available here](#) for off-line reading.

A partial translation in Chinese is [available here](#).

You may be interested also in the [presentation slides](#) presenting an overview of the CImg Library capabilities.

Chapter 2

Module Index

2.1 Modules

Here is a list of all modules:

CImg Library Overview	11
CImg<T> : The image structure.	14
CImgList<T> : The image list structure.	15
CImgDisplay : The image display structure.	16
CImgException : The library exception structure.	17
FAQ : Frequently Asked Questions.	18
Setting Environment Variables	22
How to use CImg library with Visual C++ 2005 Express Edition ?.	24
Tutorial : Getting Started.	25
Using Drawing Functions.	28
Using Image Loops.	29
Using Display Windows.	34
How pixel data are stored with CImg.	35
Files IO in CImg.	36
Retrieving Command Line Arguments.	37

Chapter 3

Namespace Index

3.1 Namespace List

Here is a list of all documented namespaces with brief descriptions:

cimg_library (This namespace encompasses all classes and functions of the CImg library) . . .	39
cimg_library::cimg (Namespace that encompasses <i>low-level</i> functions and variables of the CImg Library)	41

Chapter 4

Class Index

4.1 Class Hierarchy

This inheritance list is sorted roughly, but not completely, alphabetically:

CImg	51
CImgDisplay	160
CImgException	168
CImgList	170

Chapter 5

Class Index

5.1 Class List

Here are the classes, structs, unions and interfaces with brief descriptions:

CImg (Class representing an image (up to 4 dimensions wide), each pixel being of type <code>T</code>) . . .	51
CImgDisplay (This class represents a window which can display CImg images and handles mouse and keyboard events)	160
CImgException (Instances of this class are thrown when errors occur during a CImg library function call)	168
CImgList (Class representing list of images CImg < <code>T</code> >)	170

Chapter 6

Module Documentation

6.1 CImg Library Overview

The **CImg Library** is an image processing library, designed for C++ programmers. It provides useful classes and functions to load/save, display and process various types of images.

6.1.1 Library structure

The CImg Library consists in a **single header file** CImg.h providing a set of C++ template classes that can be used in your own sources, to load/save, process and display images or list of images. Very portable (Unix/X11, Windows, MacOS X, FreeBSD,...), efficient, simple to use, it's a pleasant toolkit for coding image processing stuffs in C++.

The header file CImg.h contains all the classes and functions that compose the library itself. This is one originality of the CImg Library. This particularly means that :

- No pre-compilation of the library is needed, since the compilation of the CImg functions is done at the same time as the compilation of your own C++ code.
- No complex dependencies have to be handled : Just include the CImg.h file, and you get a working C++ image processing toolkit.
- The compilation is done on the fly : only CImg functionalities really used by your program are compiled and appear in the compiled executable program. This leads to very compact code, without any unused stuffs.
- Class members and functions are inlined, leading to better performance during the program execution.

The CImg Library is structured as follows :

- All library classes and functions are defined in the namespace [cimg_library](#). This namespace encapsulates the library functionalities and avoid any class name collision that could happen with other includes. Generally, one uses this namespace as a default namespace :

```
#include "CImg.h"
using namespace cimg_library;
...
```

- The namespace `cimg_library::cimg` defines a set of *low-level* functions and variables used by the library. Documented functions in this namespace can be safely used in your own program. But, **never** use the `cimg_library::cimg` namespace as a default namespace, since it contains functions whose names are already defined in the standard C/C++ library.
- The class `cimg_library::CImg<T>` represents images up to 4-dimensions wide, containing pixels of type T (template parameter). This is actually the main class of the library.
- The class `cimg_library::CImgList<T>` represents lists of `cimg_library::CImg<T>` images. It can be used for instance to store different frames of an image sequence.
- The class `cimg_library::CImgDisplay` is able to display images or image lists into graphical display windows. As you may guess, the code of this class is highly system-dependent but this is transparent for the programmer, as environment variables are automatically set by the CImg library (see also [Setting Environment Variables](#)).
- The class `cimg_library::CImgException` (and its subclasses) are used by the library to throw exceptions when errors occur. Those exceptions can be caught with a bloc `try { .. } catch (CImgException) { .. }`. Subclasses define precisely the type of encountered errors.

Knowing these four classes is **enough** to get benefit of the CImg Library functionalities.

6.1.2 CImg version of "Hello world".

Below is a very simple code that creates a "Hello World" image. This shows you basically how a CImg program looks like.

```
#include "CImg.h"
using namespace cimg_library;

int main() {
    CImg<unsigned char> img(640,400,1,3);           // Define a 640x400 color image with 8 bits per color component
    img.fill(0);                                   // Set pixel values to 0 (color : black)
    unsigned char purple[] = { 255,0,255 };        // Define a purple color
    img.draw_text("Hello World",100,100,purple);    // Draw a purple "Hello world" at coordinates (100,100).
    img.display("My first CImg code");              // Display the image in a display window.
    return 0;
}
```

Which can be also written in a more compact way as :

```
#include "CImg.h"
using namespace cimg_library;

int main() {
    const unsigned char purple[] = { 255,0,255 };
    CImg<unsigned char>(640,400,1,3,0).draw_text("Hello World",100,100,purple).display("My first CImg code");
    return 0;
}
```

Generally, you can write very small code that performs complex image processing tasks. The CImg Library is very simple to use and provide a lot of interesting algorithms for image manipulation.

6.1.3 How to compile ?

The CImg library is a very light and user-friendly library : only standard system libraries are used. It avoid to handle complex dependancies and problems with library compatibility. The only thing you need is a (quite modern) C++ compiler :

- **Microsoft Visual C++ 6.0, Visual Studio.NET and Visual Express Edition** : Use project files and solution files provided in the CImg Library package (directory 'compilation/') to see how it works.
- **Intel ICL compiler** : Use the following command to compile a CImg-based program with ICL :

```
icl /Ox hello_world.cpp user32.lib gdi32.lib
```

- **g++ (MingW windows version)** : Use the following command to compile a CImg-based program with g++, on Windows :

```
g++ -o hello_word.exe hello_world.cpp -O2 -lgdi32
```

- **g++ (Linux version)** : Use the following command to compile a CImg-based program with g++, on Linux :

```
g++ -o hello_word.exe hello_world.cpp -O2 -L/usr/X11R6/lib -lm -lpthread -lX11
```

- **g++ (Solaris version)** : Use the following command to compile a CImg-based program with g++, on Solaris :

```
g++ -o hello_word.exe hello_world.cpp -O2 -lm -lpthread -R/usr/X11R6/lib -lrt -lnsl -lsocket
```

- **g++ (Mac OS X version)** : Use the following command to compile a CImg-based program with g++, on Mac OS X :

```
g++ -o hello_word.exe hello_world.cpp -O2 -lm -lpthread -L/usr/X11R6/lib -lm -lpthread -lX11
```

- **Dev-Cpp** : Use the project file provided in the CImg library package to see how it works.

If you are using another compilers and encounter problems, please [write me](#) since maintaining compatibility is one of the priority of the CImg Library. Nevertheless, old compilers that does not respect the C++ norm will not support the CImg Library.

6.1.4 What's next ?

If you are ready to get more, and to start writing more serious programs with CImg, you are invited to go to the [Tutorial : Getting Started](#). section.

6.2 CImg<T> : The image structure.

Description of the CImg<T> structure

6.2.1 Structure overview

6.2.2 Image construction/destruction/copy

6.2.3 Image methods

6.2.4 Shared images

6.2.5 Low-level structure

6.3 CImgList<T> : The image list structure.

Description of the CImgList<T> structure

6.3.1 Structure overview

6.3.2 Image list construction/destruction/copy

6.3.3 Image methods

6.3.4 Low-level structure

6.4 CImgDisplay : The image display structure.

Description of the CImgDisplay structure

6.4.1 Structure overview

6.4.2 Image display construction/destruction/copy

6.4.3 Image methods

6.4.4 Low-level structure

6.5 CImgException : The library exception structure.

Description of the CImgException structure

6.5.1 Structure overview

6.6 FAQ : Frequently Asked Questions.

6.6.1 FAQ Summary

- General information and availability
 - What is the CImg Library ?
 - What platforms are supported ?
 - How is CImg distributed ?
 - What kind of people are concerned by CImg ?
 - What are the specificities of the CeCILL license ?
 - Who is behind CImg ?
- C++ related questions
 - What is the level of C++ knowledge needed to use CImg ?
 - How to use CImg in my own C++ program ?
 - Why is CImg entirely contained in a single header file ?

6.6.2 1. General information and availability

6.6.2.1 1.1. What is the CImg Library ?

The CImg Library is an *open-source C++ toolkit for image processing*.

It mainly consists in a (big) single header file `CImg.h` providing a set of C++ classes and functions that can be used in your own sources, to load/save, manage/process and display generic images. It's actually a very simple and pleasant toolkit for coding image processing stuffs in C++ : Just include the header file `CImg.h`, and you are ready to handle images in your C++ programs.

6.6.2.2 1.2. What platforms are supported ?

CImg has been designed with *portability* in mind. It is regularly tested on different architectures and compilers, and should also work on any decent OS having a decent C++ compiler. Before each release, the CImg Library is compiled under these different configurations :

- PC Linux 32 bits, with g++.
- PC Windows 32 bits, with Visual C++ 6.0.
- PC Windows 32 bits, with Visual C++ Express Edition.
- Sun SPARC Solaris 32 bits, with g++.
- Mac PPC with OS X and g++.

CImg has a minimal number of dependencies. In its minimal version, it can be compiled only with standard C++ headers. Anyway, it has interesting extension capabilities and can use external libraries to perform specific tasks more efficiently (Fourier Transform computation using FFTW for instance).

6.6.2.3 1.3. How is CImg distributed ?

The CImg Library is freely distributed as a complete .zip compressed package, hosted at the [Sourceforge servers](#).

The package is distributed under the [CeCILL license](#).

This package contains :

- The main library file [CImg.h](#) (C++ header file).
- Several C++ source code showing [examples of using CImg](#).
- A complete library documentation, in [HTML](#) and [PDF](#) formats.
- Additional [library plug-ins](#) that can be used to extend library capabilities for specific uses.

The CImg Library is a quite lightweight library which is easy to maintain (due to its particular structure), and thus has a fast rythm of release. A new version of the CImg package is released approximately every three months.

6.6.2.4 1.4. What kind of people are concerned by CImg ?

The CImg library is an *image processing* library, primarily intended for computer scientists or students working in the fields of image processing or computer vision, and knowing bases of C++. As the library is handy and really easy to use, it can be also used by any programmer needing occasional tools for dealing with images in C++, since there are no standard library yet for this purpose.

6.6.2.5 1.5. What are the specificities of the CeCILL license ?

The [CeCILL license](#) governs the use of the CImg Library. This is an *open-source* license which gives you rights to access, use, modify and redistribute the source code, under certain conditions. There are two different variants of the CeCILL license used in CImg (namely [CeCILL](#) and [CeCILL-C](#), all open-source), corresponding to different constraints on the source files :

- The [CeCILL-C](#) license is the most permissive one, close to the *GNU LGPL license*, and *applies only on the main library file [CImg.h](#)*. Basically, this license allows to use [CImg.h](#) in a closed-source product without forcing you to redistribute the entire software source code. Anyway, if one modifies the [CImg.h](#) source file, one has to redistribute the modified version of the file that must be governed by the same [CeCILL-C](#) license.
- The [CeCILL](#) license applies to all other files (source examples, plug-ins and documentation) of the CImg Library package, and is close (even *compatible*) with the *GNU GPL license*. It *does not allow* the use of these files in closed-source products.

You are invited to read the complete descriptions of the [CeCILL-C](#) and [CeCILL](#) licenses before releasing a software based on the CImg Library.

6.6.2.6 1.6. Who is behind CImg ?

CImg has been started by [David Tschumperle](#) at the beginning of his PhD thesis, in October 1999. He is still the main coordinator of the project. Since the first release at Sourceforge, a growing number of contributors has appeared. Due to the very simple and compact form of the library, submitting a contribution is quite easy and can be fastly integrated into the supported releases. List of contributors can be found on the front page.

6.6.3 2. C++ related questions

6.6.3.1 2.1 What is the level of C++ knowledge needed to use CImg ?

The CImg Library has been designed using C++ templates and object-oriented programming techniques, but in a very accessible level. There are only public classes without any derivation (just like C structures) and there is at most one template parameter for each CImg class (defining the pixel type of the images). The design is simple but clean, making the library accessible even for non professional C++ programmers, while proposing strong extension capabilities for C++ experts.

6.6.3.2 2.2 How to use CImg in my own C++ program ?

Basically, you need to add these two lines in your C++ source code, in order to be able to work with CImg images :

```
#include "CImg.h"
using namespace cimg_library;
```

6.6.3.3 2.3 Why is CImg entirely contained in a single header file ?

People are often surprised to see that the complete code of the library is contained in a single (big) C++ header file `CImg.h`. There are good practical and technical reasons to do that. Some arguments are listed below to justify this approach, so (I hope) you won't think this is a awkwardly C++ design of the CImg library :

- First, the library is based on *template datatypes* (images with generic pixel type), meaning that the programmer is free to decide what type of image he instantiates in his code. Even if there are roughly a limited number of fully supported types (basically, the "atomic" types of C++ : *unsigned char*, *int*, *float*, ...), this is *not imaginable* to pre-compile the library classes and functions for *all possible atomic datatypes*, since many functions and methods can have two or three arguments having different template parameters. This really means *a huge number* of possible combinations. The size of the object binary file generated to cover all possible cases would be just *colossal*. Is the STL library a pre-compiled one ? No, CImg neither. CImg is not using a classical *.cpp* and *.h* mechanism, just like the STL. Architectures of C++ *template-based* libraries are somewhat special in this sense. This is a proven technical fact.
- Second, why CImg does not have several header files, just like the STL does (one for each class for instance) ? This would be possible of course. There are only 4 classes in CImg, the two most important being *CImg<T>* and *CImgList<T>* representing respectively an image and a collection of images. But contrary to the STL library, these two CImg classes are strongly *inter-dependent*. All CImg algorithms are actually not defined as separate functions acting on containers (as the STL does with his header `<algorithm>`), but are directly methods of the image and image collection classes. This inter-dependence practically means that you will undoubtedly need these two main classes at the same time if you are using CImg. If they were defined in separate header files, you would be forced to include both of them. What is the gain then ? No gain.

Concerning the two other classes : You can disable the third most important class *CImgDisplay* of the CImg library, by setting the compilation macro *cimg_display* to 0, avoiding thus to compile this class if you don't use display capabilities of CImg in your code. But to be honest, this is a quite small class and doing this doesn't save much compilation time. The last and fourth class is *CImgException*, which is only few lines long and is obviously required in almost all methods of CImg. Including this one is *mandatory*.

As a consequence, having a single header file instead of several ones is just a way for you to avoid including all of them, without any consequences on compilation time. This is both good technical and practical reasons to do like this.

- Third, having a single header file has plenty of advantages : Simplicity for the user, and for the developers (maintenance is in fact easier). Look at the *CImg.h* file, it looks like a mess at a first glance, but it is in fact very well organized and structured. Finding pieces of code in CImg functions or methods is particularly easy and fast. Also, how about the fact that library installation problems just disappear ? Just bring *CImg.h* with you, put it in your source directory, and the library is ready to go !

I admit the compilation time of CImg-based programs can be sometime long, but don't think that it is due to the fact that you are using a single header file. Using several header files wouldn't arrange anything since you would need all of them. Having a pre-compiled library object would be the only solution to speed up compilation time, but it is not possible at all, due to the too much generic nature of the library. Think seriously about it, and if you have a better solution to provide, let me know so we can discuss about it.

6.7 Setting Environment Variables

The CImg library is a multiplatform library, working on a wide variety of systems. This implies the existence of some *environment variables* that must be correctly defined depending on your current system. Most of the time, the CImg Library defines these variables automatically (for popular systems). Anyway, if your system is not recognized, you will have to set the environment variables by hand. Here is a quick explanations of environment variables.

Setting the environment variables is done with the `define` keyword. This setting must be done *before including the file CImg.h* in your source code. For instance, defining the environment variable `cimg_display` would be done like this :

```
#define cimg_display 0
#include "CImg.h"
...
```

Here are the different environment variables used by the CImg Library :

- `cimg_OS` : This variable defines the type of your Operating System. It can be set to **1** (*Unix*), **2** (*Windows*), or **0** (*Other configuration*). It should be actually auto-detected by the CImg library. If this is not the case (`cimg_OS=0`), you will probably have to tune the environment variables described below.
- `cimg_display` : This variable defines the type of graphical library used to display images in windows. It can be set to 0 (no display library available), **1** (X11-based display) or **2** (Windows-GDI display). If you are running on a system without X11 or Windows-GDI ability, please set this variable to 0. This will disable the display support, since the CImg Library doesn't contain the necessary code to display images on systems other than X11 or Windows GDI.
- `cimg_color_terminal` : This variable tells the library if the system terminal has VT100 color capabilities. It can be *defined* or *not defined*. Define this variable to get colored output on your terminal, when using the CImg Library.
- `cimg_debug` : This variable defines the level of run-time debug messages that will be displayed by the CImg Library. It can be set to 0 (no debug messages), 1 (normal debug messages displayed on standard error), 2 (normal debug messages displayed in modal windows, which is the default value), or 3 (high debug messages). Note that setting this value to 3 may slow down your program since more debug tests are made by the library (particularly to check if pixel access is made outside image boundaries). See also CImgException to better understand how debug messages are working.
- `cimg_convert_path` : This variables tells the library where the ImageMagick's *convert* tool is located. Setting this variable should not be necessary if ImageMagick is installed on a standard directory, or if *convert* is in your system PATH variable. This macro should be defined only if the ImageMagick's *convert* tool is not found automatically, when trying to read compressed image format (GIF,PNG,...). See also `cimg_library::CImg::get_load_convert()` and `cimg_library::CImg::save_convert()` for more informations.
- `cimg_temporary_path` : This variable tells the library where it can find a directory to store temporary files. Setting this variable should not be necessary if you are running on a standard system. This macro should be defined only when troubles are encountered when trying to read compressed image format (GIF,PNG,...). See also `cimg_library::CImg::get_load_convert()` and `cimg_library::CImg::save_convert()` for more informations.

- `cimg_plugin`: This variable tells the library to use a plugin file to add features to the `CImg<T>` class. Define it with the path of your plugin file, if you want to add member functions to the `CImg<T>` class, without having to modify directly the "`CImg.h`" file. An include of the plugin file is performed in the `CImg<T>` class. If `cimg_plugin` is not specified (default), no include is done.
- `cimglist_plugin`: Same as `cimg_plugin`, but to add features to the `CImgList<T>` class.
- `cimgdisplay_plugin`: Same as `cimg_plugin`, but to add features to the `CImgDisplay<T>` class.

All these compilation variables can be checked, using the function `cimg_library::cimg::info()`, which displays a list of the different configuration variables and their values on the standard error output.

6.8 How to use CImg library with Visual C++ 2005 Express Edition ?.

6.8.1 How to use CImg library with Visual C++ 2005 Express Edition ?

This section has been written by Vincent Garcia and Alexandre Fournier from I3S/Sophia_Antipolis.

- Download CImg library
- Download and install Visual C++ 2005 Express Edition
- Download and install Microsoft Windows SDK
- Configure Visual C++ to take into account Microsoft SDK
 - 1. Go to menu "Tools → options"
 - 2. Select option "Projects and Solutions → VC++ Directories"
 - 3. In the select liste "Show directories for", choose "include files", and add C: Files Platform SDK (adapt if needed)
 - 4. In the select liste "Show directories for", choose "library files", and add C: Files Platform SDK (adapt if needed) Edit file C: Files Visual Studio 8\VC\VCProjectDefaults\corewin_express.vsprops (adapt if needed)
 - 6. 7. Replace the line `AdditionalDependencies="kernel32.lib" />` by `AdditionalDependencies="kernel32.lib user32.lib gdi32.lib winspool.lib comdlg32.lib advapi32.lib shell32.lib ole32.lib oleaut32.lib uuid.lib" />`
- Restart Visual C++
- Import CImg library in your main file

6.9 Tutorial : Getting Started.

Let's start to write our first program to get the idea. This will demonstrate how to load and create images, as well as handle image display and mouse events. Assume we want to load a color image `lena.jpg`, smooth it, display it in a windows, and enter an event loop so that clicking a point in the image will draw the (R,G,B) intensity profiles of the corresponding image line (in another window). Yes, that sounds quite complex for a first code, but don't worry, it will be very simple using the CImg library ! Well, just look at the code below, it does the task :

```
#include "CImg.h"
using namespace cimg_library;

int main() {
    CImg<unsigned char> image("lena.jpg"), visu(500,400,1,3,0);
    const unsigned char red[] = { 255,0,0 }, green[] = { 0,255,0 }, blue[] = { 0,0,255 };
    image.blur(2.5);
    CImgDisplay main_disp(image,"Click a point"), draw_disp(visu,"Intensity profile");
    while (!main_disp.is_closed && !draw_disp.is_closed) {
        main_disp.wait();
        if (main_disp.button && main_disp.mouse_y>=0) {
            const int y = main_disp.mouse_y;
            visu.fill(0).draw_graph(image.get_crop(0,y,0,0,image.dimx()-1,y,0,0),red,1,1,0,255,0);
            visu.draw_graph(image.get_crop(0,y,0,1,image.dimx()-1,y,0,1),green,1,1,0,255,0);
            visu.draw_graph(image.get_crop(0,y,0,2,image.dimx()-1,y,0,2),blue,1,1,0,255,0).display(draw_disp);
        }
    }
    return 0;
}
```

Here is a screenshot of the resulting program :

And here is the detailed explanation of the source, line by line :

```
#include "CImg.h"
```

Include the main and only header file of the CImg library.

```
using namespace cimg_library;
```

Use the library namespace to ease the declarations afterward.

```
int main() {
```

Definition of the main function.

```
CImg<unsigned char> image("lena.jpg"), visu(500,400,1,3,0);
```

Creation of two instances of images of unsigned char pixels. The first image `image` is initialized by reading an image file from the disk. Here, `lena.jpg` must be in the same directory than the current program. Note that you must also have installed the *ImageMagick* package in order to be able to read JPG images. The second image `visu` is initialized as a black color image with dimension `dx=500`, `dy=400`, `dz=1` (here, it is a 2D image, not a 3D one), and `dv=3` (each pixel has 3 'vector' channels R,G,B). The last argument in the constructor defines the default value of the pixel values (here 0, which means that `visu` will be initially black).

```
const unsigned char red[] = { 255,0,0 }, green[] = { 0,255,0 }, blue[] = { 0,0,255 };
```

Definition of three different colors as array of unsigned char. This will be used to draw plots with different colors.

```
image.blur(2.5);
```

Blur the image, with a gaussian blur and a standard variation of 2.5. Note that most of the CImg functions have two versions : one that acts in-place (which is the case of blur), and one that returns the result as a new image (the name of the function begins then with get_). In this case, one could have also written `image = image.get_blur(2.5);` (more expensive, since it needs an additional copy operation).

```
CImgDisplay main_disp(image, "Click a point"), draw_disp(visu, "Intensity profile");
```

Creation of two display windows, one for the input image image, and one for the image visu which will be display intensity profiles. By default, CImg displays handles events (mouse, keyboard,...). On Windows, there is a way to create fullscreen displays.

```
while (!main_disp.is_closed && !draw_disp.is_closed) {
```

Enter the event loop, the code will exit when one of the two display windows is closed.

```
main_disp.wait();
```

Wait for an event (mouse, keyboard,...) in the display window main_disp.

```
if (main_disp.button && main_disp.mouse_y >= 0) {
```

Test if the mouse button has been clicked on the image area. One may distinguish between the 3 different mouse buttons, but in this case it is not necessary

```
const int y = main_disp.mouse_y;
```

Get the image line y-coordinate that has been clicked.

```
visu.fill(0).draw_graph(image.get_crop(0,y,0,0,image.dimx()-1,y,0,0),red,1,0,256,0);
```

This line illustrates the pipeline property of most of the CImg class functions. The first function `fill(0)` simply sets all pixel values with 0 (i.e. clear the image visu). The interesting thing is that it returns a reference to visu and then, can be pipelined with the function `draw_graph()` which draws a plot in the image visu. The plot data are given by another image (the first argument of `draw_graph()`). In this case, the given image is the red-component of the line y of the original image, retrieved by the function `get_crop()` which returns a sub-image of the image image. Remember that images coordinates are 4D (x,y,z,v) and for color images, the R,G,B channels are respectively given by `v=0`, `v=1` and `v=2`.

```
visu.draw_graph(image.get_crop(0,y,0,1,image.dimx()-1,y,0,1),green,1,0,256,0);
```

Plot the intensity profile for the green channel of the clicked line.

```
visu.draw_graph(image.get_crop(0,y,0,2,image.dimx()-1,y,0,2),blue,1,0,256,0).display(draw_disp);
```

Same thing for the blue channel. Note how the function (which return a reference to visu) is pipelined with the function `display()` that just paints the image visu in the corresponding display window.

```
...till the end
```

I don't think you need more explanations !

As you have noticed, the CImg library allows to write very small and intuitive code. Note also that this source will perfectly work on Unix and Windows systems. Take also a look to the examples provided in the CImg package (directory `examples/`). It will show you how CImg-based code can be surprisingly small. Moreover, there is surely one example close to what you want to do. A good start will be to look at the file `CImg_demo.cpp` which contains small and various examples of what you can do with the CImg Library. All CImg classes are used in this source, and the code can be easily modified to see what happens.

6.10 Using Drawing Functions.

6.10.1 Using Drawing Functions.

This section tells more about drawing features in CImg images. Drawing functions list can be found in [the CImg functions list](#) (section **Drawing** Functions), and are all defined on a common basis. Here are the important points to understand before using drawing functions :

- Drawing is performed on the instance image. Drawing functions parameters are defined as *const* variables and return a reference to the current instance (`*this`), so that drawing functions can be pipelined (see examples below). Drawing is usually done in 2D color images but can be performed in 3D images with any vector-valued dimension, and with any possible pixel type.
- A color parameter is always needed to draw features in an image. The color must be defined as a C-style array whose dimension is at least

6.11 Using Image Loops.

The CImg Library provides different macros that define useful iterative loops over an image. Basically, it can be used to replace one or several `for (. .)` instructions, but it also proposes interesting extensions to classical loops. Below is a list of all existing loop macros, classified in four different categories :

- [Loops over the pixel buffer](#)
- [Loops over image dimensions](#)
- [Loops over interior regions and borders.](#)
- [Loops using neighborhoods.](#)

6.11.1 Loops over the pixel buffer

Loops over the pixel buffer are really basic loops that iterate a pointer on the pixel data buffer of a `cimg_library::CImg` image. Two macros are defined for this purpose :

- **`cimg_for(img,ptr,T)`** : This macro loops over the pixel data buffer of the image `img`, using a pointer `T* ptr`, starting from the end of the buffer (last pixel) till the beginning of the buffer (first pixel).
 - `img` must be a (non empty) `cimg_library::CImg` image of pixels `T`.
 - `ptr` is a pointer of type `T*`. This kind of loop should not appear a lot in your own source code, since this is a low-level loop and many functions of the CImg class may be used instead. Here is an example of use :

```
CImg<float> img(320,200);
cimg_for(img,ptr,float) { *ptr=0; }           // Equivalent to 'img.fill(0);'
```
- **`cimg_foroff(img,off)`** : This macro loops over the pixel data buffer of the image `img`, using an offset, starting from the beginning of the buffer (first pixel, `off=0`) till the end of the buffer (last pixel value, `off = img.size()-1`).
 - `img` must be a (non empty) `cimg_library::CImg<T>` image of pixels `T`.
 - `off` is an inner-loop variable, only defined inside the scope of the loop.

Here is an example of use :

```
CImg<float> img(320,200);
cimg_foroff(img,off) { img[off]=0; } // Equivalent to 'img.fill(0);'
```

6.11.2 Loops over image dimensions

The following loops are probably the most used loops in image processing programs. They allow to loop over the image along one or several dimensions, along a raster scan course. Here is the list of such loop macros for a single dimension :

- **`cimg_forX(img,x)`** : equivalent to : `for (int x=0; x<img.dimx(); x++).`
- **`cimg_forY(img,y)`** : equivalent to : `for (int y=0; y<img.dimy(); y++).`
- **`cimg_forZ(img,z)`** : equivalent to : `for (int z=0; z<img.dimz(); z++).`

- **cimg_forV(img,v)** : equivalent to : `for (int v=0; v<img.dimv(); v++)`.

Combinations of these macros are also defined as other loop macros, allowing to loop directly over 2D, 3D or 4D images :

- **cimg_forXY(img,x,y)** : equivalent to : `cimg_forY(img,y) cimg_forX(img,x)`.
- **cimg_forXZ(img,x,z)** : equivalent to : `cimg_forZ(img,z) cimg_forX(img,x)`.
- **cimg_forYZ(img,y,z)** : equivalent to : `cimg_forZ(img,z) cimg_forY(img,y)`.
- **cimg_forXV(img,x,v)** : equivalent to : `cimg_forV(img,v) cimg_forX(img,x)`.
- **cimg_forYV(img,y,v)** : equivalent to : `cimg_forV(img,v) cimg_forY(img,y)`.
- **cimg_forZV(img,z,v)** : equivalent to : `cimg_forV(img,v) cimg_forZ(img,z)`.
- **cimg_forXYZ(img,x,y,z)** : equivalent to : `cimg_forZ(img,z) cimg_forXY(img,x,y)`.
- **cimg_forXYV(img,x,y,v)** : equivalent to : `cimg_forV(img,v) cimg_forXY(img,x,y)`.
- **cimg_forXZV(img,x,z,v)** : equivalent to : `cimg_forV(img,v) cimg_forXZ(img,x,z)`.
- **cimg_forYZV(img,y,z,v)** : equivalent to : `cimg_forV(img,v) cimg_forYZ(img,y,z)`.
- **cimg_forXYZV(img,x,y,z,v)** : equivalent to : `cimg_forV(img,v) cimg_forXYZ(img,x,y,z)`.
- For all these loops, `x,y,z` and `v` are inner-defined variables only visible inside the scope of the loop. They don't have to be defined before the call of the macro.
- `img` must be a (non empty) [cimg_library::CImg](#) image.

Here is an example of use that creates an image with a smooth color gradient :

```
CImg<unsigned char> img(256,256,1,3);           // Define a 256x256 color image
cimg_forXYV(img,x,y,v) { img(x,y,v) = (x+y)*(v+1)/6; }
img.display("Color gradient");
```

6.11.3 Loops over interior regions and borders.

Similar macros are also defined to loop only on the border of an image, or inside the image (excluding the border). The border may be several pixel wide :

- **cimg_for_insideX(img,x,n)** : Loop along the x-axis, except for pixels inside a border of `n` pixels wide.
- **cimg_for_insideY(img,y,n)** : Loop along the y-axis, except for pixels inside a border of `n` pixels wide.
- **cimg_for_insideZ(img,z,n)** : Loop along the z-axis, except for pixels inside a border of `n` pixels wide.
- **cimg_for_insideV(img,v,n)** : Loop along the v-axis, except for pixels inside a border of `n` pixels wide.
- **cimg_for_insideXY(img,x,y,n)** : Loop along the (x,y)-axes, excepted for pixels inside a border of `n` pixels wide.

- **cimg_for_insideXYZ(img,x,y,z,n)** : Loop along the (x,y,z)-axes, excepted for pixels inside a border of n pixels wide.

And also :

- **cimg_for_borderX(img,x,n)** : Loop along the x-axis, only for pixels inside a border of n pixels wide.
- **cimg_for_borderY(img,y,n)** : Loop along the y-axis, only for pixels inside a border of n pixels wide.
- **cimg_for_borderZ(img,z,n)** : Loop along the z-axis, only for pixels inside a border of n pixels wide.
- **cimg_for_borderV(img,v,n)** : Loop along the z-axis, only for pixels inside a border of n pixels wide.
- **cimg_for_borderXY(img,x,y,n)** : Loop along the (x,y)-axes, only for pixels inside a border of n pixels wide.
- **cimg_for_borderXYZ(img,x,y,z,n)** : Loop along the (x,y,z)-axes, only for pixels inside a border of n pixels wide.
- For all these loops, x,y,z and v are inner-defined variables only visible inside the scope of the loop. They don't have to be defined before the call of the macro.
- img must be a (non empty) [cimg_library::CImg](#) image.
- The constant n stands for the size of the border.

Here is an example of use, to create a 2d grayscale image with two different intensity gradients :

```
CImg<> img(256,256);
cimg_for_insideXY(img,x,y,50) img(x,y) = x+y;
cimg_for_borderXY(img,x,y,50) img(x,y) = x-y;
img.display();
```

6.11.4 Loops using neighborhoods.

Inside an image loop, it is often useful to get values of neighborhood pixels of the current pixel at the loop location. The CImg Library provides a very smart and fast mechanism for this purpose, with the definition of several loop macros that remember the neighborhood values of the pixels. The use of these macros can highly optimize your code, and also simplify your program.

6.11.4.1 Neighborhood-based loops for 2D images

For 2D images, the neighborhood-based loop macros are :

- **cimg_for2x2(img,x,y,z,v,I)** : Loop along the (x,y)-axes using a centered 2x2 neighborhood.
- **cimg_for3x3(img,x,y,z,v,I)** : Loop along the (x,y)-axes using a centered 3x3 neighborhood.
- **cimg_for4x4(img,x,y,z,v,I)** : Loop along the (x,y)-axes using a centered 4x4 neighborhood.
- **cimg_for5x5(img,x,y,z,v,I)** : Loop along the (x,y)-axes using a centered 5x5 neighborhood.

For all these loops, x and y are inner-defined variables only visible inside the scope of the loop. They don't have to be defined before the call of the macro. `img` is a non empty `CImg<T>` image. z and v are constants that define on which image slice and vector channel the loop must apply (usually both 0 for grayscale 2D images). Finally, I is the 2x2, 3x3, 4x4 or 5x5 neighborhood that will be updated with the correct pixel values during the loop (see [Defining neighborhoods](#)).

6.11.4.2 Neighborhood-based loops for 3D images

For 3D images, the neighborhood-based loop macros are :

- **`cimg_for2x2x2(img,x,y,z,v,I)`** : Loop along the (x,y,z)-axes using a centered 2x2x2 neighborhood.
- **`cimg_for3x3x3(img,x,y,z,v,I)`** : Loop along the (x,y,z)-axes using a centered 3x3x3 neighborhood.

For all these loops, x , y and z are inner-defined variables only visible inside the scope of the loop. They don't have to be defined before the call of the macro. `img` is a non empty `CImg<T>` image. v is a constant that defines on which image channel the loop must apply (usually 0 for grayscale 3D images). Finally, I is the 2x2x2 or 3x3x3 neighborhood that will be updated with the correct pixel values during the loop (see [Defining neighborhoods](#)).

6.11.4.3 Defining neighborhoods

A neighborhood is defined as an instance of a class having operator[] defined. This particularly includes classical C-array, as well as `CImg<T>` objects.

For instance, a 3x3 neighborhood can be defined either as a `'float[9]'` or a `'CImg<float>(3,3)'` variable.

6.11.4.4 Using alternate variable names

There are also some useful macros that can be used to define variables that reference the neighborhood elements. There are :

- **`CImg_2x2(I,type)`** : Define a 2x2 neighborhood named I , of type `type`.
- **`CImg_3x3(I,type)`** : Define a 3x3 neighborhood named I , of type `type`.
- **`CImg_4x4(I,type)`** : Define a 4x4 neighborhood named I , of type `type`.
- **`CImg_5x5(I,type)`** : Define a 5x5 neighborhood named I , of type `type`.
- **`CImg_2x2x2(I,type)`** : Define a 2x2x2 neighborhood named I , of type `type`.
- **`CImg_3x3x3(I,type)`** : Define a 3x3x3 neighborhood named I , of type `type`.

Actually, I is a *generic name* for the neighborhood. In fact, these macros declare a *set* of new variables. For instance, defining a 3x3 neighborhood `CImg_3x3(I, float)` declares 9 different float variables `Ipp, Icp, Inp, Ipc, Icc, Inc, Ipn, Icn, Inn` which correspond to each pixel value of a 3x3 neighborhood. Variable indices are p, c or n , and stand respectively for '*previous*', '*current*' and '*next*'. First indice denotes the x -axis, second indice denotes the y -axis. Then, the names of the variables are directly related to the position of the corresponding pixels in the neighborhood. For 3D neighborhoods, a third indice denotes the z -axis. Then, inside a neighborhood loop, you will have the following equivalence :

- `Ipp = img(x-1, y-1)`

- `Icn = img(x, y+1)`
- `Inp = img(x+1, y-1)`
- `Inpc = img(x+1, y-1, z)`
- `Ippn = img(x-1, y-1, z+1)`
- and so on...

For bigger neighborhoods, such as 4x4 or 5x5 neighborhoods, two additional indices are introduced : `a` (stands for '*after*') and `b` (stands for '*before*'), so that :

- `Ibb = img(x-2, y-2)`
- `Ina = img(x+1, y+2)`
- and so on...

The value of a neighborhood pixel outside the image range (image border problem) is automatically set to the same values than the nearest valid pixel in the image (this is also called the *Neumann border condition*).

6.11.4.5 Example codes

More than a long discussion, the above example will demonstrate how to compute the gradient norm of a 3D volume using the `cimg_for3x3x3()` loop macro :

```
CImg<float> volume("IRM.hdr");           // Load an IRM volume from an Analyze7.5 file
CImg_3x3x3(I, float);                   // Define a 3x3x3 neighborhood
CImg<float> gradnorm(volume);           // Create an image with same size as 'volume'
cimg_for3x3x3(volume, x, y, z, 0, I) {  // Loop over the volume, using the neighborhood I
    const float ix = 0.5f*(Icc-Ipcc);    // Compute the derivative along the x-axis.
    const float iy = 0.5f*(Icnc-Ipcpc);  // Compute the derivative along the y-axis.
    const float iz = 0.5f*(Iccn-Iccp);   // Compute the derivative along the z-axis.
    gradnorm(x, y, z) = std::sqrt(ix*ix+iy*iy+iz*iz); // Set the gradient norm in the destination image
}
gradnorm.display("Gradient norm");
```

And the following example shows how to deal with neighborhood references to blur a color image by averaging pixel values on a 5x5 neighborhood.

```
CImg<unsigned char> src("image_color.jpg"), dest(src, false), neighbor(5,5); // Image definitions.
typedef unsigned char uchar;           // Avoid space in the second parameter of the macro CImg_5x5x1
CImg<> N(5,5);                         // Define a 5x5 neighborhood as a 5x5 image.
cimg_forV(src, k)                      // Standard loop on color channels
    cimg_for5x5(src, x, y, 0, k, N)    // 5x5 neighborhood loop.
        dest(x, y, k) = N.sum() / (5*5); // Averaging pixels to filter the color image.
CImgList<unsigned char> visu(src, dest);
visu.display("Original + Filtered");    // Display both original and filtered image.
```

As you can see, explaining the use of the `CImg` neighborhood macros is actually more difficult than using them !

6.12 Using Display Windows.

When opening a display window, you can choose the way the pixel values will be normalized before being displayed on the screen. Screen displays only support color values between [0,255], and some

When displaying an image into the display window using `CImgDisplay::display()`, values of the image pixels can be eventually linearly normalized between [0,255] for visualization purposes. This may be useful for instance when displaying `CImg<double>` images with pixel values between [0,1]. The normalization behavior depends on the value of `normalize` which can be either 0,1 or 2 :

- 0 : No pixel normalization is performed when displaying an image. This is the fastest process, but you must be sure your displayed image have pixel values inside the range [0,255].
- 1 : Pixel value normalization is done for each new image display. Image pixels are not modified themselves, only displayed pixels are normalized.
- 2 : Pixel value normalization is done for the first image display, then the normalization parameters are kept and used for all the next image displays.

6.13 How pixel data are stored with CImg.

First, `CImg<T>` are *very* basic structures, which means that there are no memory tricks, weird memory alignments or disk caches used to store pixel data of images. When an image is instanced, all its pixel values are stored in memory at the same time (yes, you should avoid working with huge images when dealing with CImg, if you have only 64kb of RAM).

A `CImg<T>` is basically a 4th-dimensional array (width,height,depth,dim), and its pixel data are stored linearly in a single memory buffer of general size (width*height*depth*dim). Nothing more, nothing less. The address of this memory buffer can be retrieved by the function `CImg<T>::ptr()`. As each image value is stored as a type `T` (`T` being known by the programmer of course), this pointer is a `'T*'`, or a `'const T*'` if your image is `'const'`. so, `'T *ptr = img.ptr()'` gives you the pointer to the first value of the image `'img'`. The overall size of the used memory for one instance image (in bytes) is then `'width*height*depth*dim*sizeof(T)'`.

Now, the ordering of the pixel values in this buffer follows these rules : The values are *not* interleaved, and are ordered first along the X,Y,Z and V axis respectively (corresponding to the width,height,depth,dim dimensions), starting from the upper-left pixel to the bottom-right pixel of the instane image, with a classical scanline run.

So, a color image with dim=3 and depth=1, will be stored in memory as :

`R1R2R3R4R5R6.....G1G2G3G4G5G6.....B1B2B3B4B5B6....` (i.e following a 'planar' structure)

and *not* as `R1G1B1R2G2B2R3G3B3...` (interleaved channels), where `R1 = img(0,0,0,0)` is the first upper-left pixel of the red component of the image, `R2 = img(1,0,0,0)`, `G1 = img(0,0,0,1)`, `G2 = img(1,0,0,1)`, `B1 = img(0,0,0,2)`, and so on...

Another example, a (1x5x1x1) `CImg<T>` (column vector `A`) will be stored as : `A1A2A3A4A5` where `A1 = img(0,0)`, `A2 = img(0,1)`, ... , `A5 = img(0,4)`.

As you see, it is *very* simple and intuitive : no interleaving, no padding, just simple. This is cool not only because it is simple, but this has in fact a number of interesting properties. For instance, a 2D color image is stored in memory exactly as a 3D scalar image having a depth=3, meaning that when you are dealing with 2D color images, you can write `'img(x,y,k)'` instead of `'img(x,y,0,k)'` to access the `k`th channel of the (x,y) pixel. More generally, if you have one dimension that is 1 in your image, you can just skip it in the call to the operator(). Similarly, values of a column vector stored as an image with width=depth=dim=1 can be accessed by `'img(y)'` instead of `'img(0,y)'`. This is very convenient.

Another cool thing is that it allows you to work easily with 'shared' images. A shared image is a `CImg<T>` instance that shares its memory with another one (the 'base' image). Destroying a shared image does nothing in fact. Shared images is a convenient way of modifying only *portions* (consecutive in memory) of an image. For instance, if `'img'` is a 2D color image, you can write :

```
img.get_shared_channel(0).blur(2); img.get_shared_channels(1,2).mirror('x');
```

which just blur the red channel of the image, and mirror the two others along the X-axis. This is possible since channels of an image are not interleaved but are stored as different consecutive planes in memory, so you see that constructing a shared image is possible (and trivial).

6.14 Files IO in CImg.

The CImg Library can NATIVELY handle the following file formats :

- RAW : consists in a very simple header (in ascii), then the image data.
- ASC (Ascii)
- HDR (Analyze 7.5)
- INR (Inrimage)
- PPM/PGM (Portable Pixmap)
- BMP (uncompressed)
- PAN (Pandore-5)
- DLM (Matlab ASCII)

If ImageMagick is installed, The CImg Library can save image in formats handled by ImageMagick : JPG, GIF, PNG, TIF,...

6.15 Retrieving Command Line Arguments.

The CImg library offers facilities to retrieve command line arguments in a console-based program, as it is a commonly needed operation. Three macros `cimg_usage()`, `cimg_help()` and `cimg_option()` are defined for this purpose. Using these macros allows to easily retrieve options values from the command line. Invoking the compiled executable with the option `-h` or `-help` will automatically display the program usage, followed by the list of requested options.

6.15.1 The `cimg_usage()` macro

The macro `cimg_usage(usage)` may be used to describe the program goal and usage. It is generally inserted one time after the `int main(int argc, char **argv)` definition.

Parameters:

usage : A string describing the program goal and usage.

Precondition:

The function where `cimg_usage()` is used must have correctly defined `argc` and `argv` variables.

6.15.2 The `cimg_help()` macro

The macro `cimg_help(str)` will display the string `str` only if the `-help` or `-help` option are invoked when running the program.

6.15.3 The `cimg_option()` macro

The macro `cimg_option(name, default, usage)` may be used to retrieve an option value from the command line.

Parameters:

name : The name of the option to be retrieved from the command line.

default : The default value returned by the macro if no options `name` has been specified when running the program.

usage : A brief explanation of the option. If `usage==0`, the option won't appear on the option list when invoking the executable with options `-h` or `-help` (hidden option).

Returns:

`cimg_option()` returns an object that has the *same type* than the default value `default`. The return value is equal to the one specified on the command line. If no such option have been specified, the return value is equal to the default value `default`. Warning, this can be confusing in some situations (look at the end of the next section).

Precondition:

The function where `cimg_option()` is used must have correctly defined `argc` and `argv` variables.

6.15.4 Example of use

The code below uses the macros `cimg_usage()` and `cimg_option()`. It loads an image, smoothes it and quantifies it with a specified number of values.

```
#include "CImg.h"
using namespace cimg_library;
int main(int argc, char **argv) {
    cimg_usage("Retrieve command line arguments");
    const char* filename = cimg_option("-i", "image.gif", "Input image file");
    const char* output = cimg_option("-o", (char*)0, "Output image file");
    const double sigma = cimg_option("-s", 1.0, "Standard variation of the gaussian smoothing");
    const int nlevels = cimg_option("-n", 16, "Number of quantification levels");
    const bool hidden = cimg_option("-hidden", false, 0); // This is a hidden option

    CImg<unsigned char> img(filename);
    img.blur(sigma).quantize(nlevels);
    if (output) img.save(output); else img.display("Output image");
    if (hidden) std::fprintf(stderr, "You found me !\n");
    return 0;
}
```

Invoking the corresponding executable with `test -h -hidden -n 20 -i foo.jpg` will display :

```
./test -h -hidden -n 20 -i foo.jpg

test : Retrieve command line arguments (Oct 16 2004, 12:34:26)

-i      = foo.jpg      : Input image file
-o      = 0            : Output image file
-s      = 1            : Standard variation of the gaussian smoothing
-n      = 20           : Number of quantification levels

You found me !
```

Warning:

As the type of object returned by the macro `cimg_option(option, default, usage)` is defined by the type of `default`, undesired casts may appear when writing code such as :

```
const double sigma = cimg_option("-val", 0, "A floating point value");
```

In this case, `sigma` will always be equal to an integer (since the default value 0 is an integer). When passing a float value on the command line, a *float to integer* cast is then done, truncating the given parameter to an integer value (this is surely not a desired behavior). You must specify 0.0 as the default value in this case.

6.15.5 How to learn more about command line options ?

You should take a look at the examples `examples/gmic.cpp` provided in the CImg Library package. This is a command line based image converter which intensively uses the `cimg_option()` and `cimg_usage()` macros to retrieve command line parameters.

Chapter 7

Namespace Documentation

7.1 cimg_library Namespace Reference

This namespace encompasses all classes and functions of the CImg library.

Namespaces

- namespace [cimg](#)

Namespace that encompasses low-level functions and variables of the CImg Library.

Classes

- struct [CImgException](#)

Instances of this class are thrown when errors occur during a CImg library function call.

- struct [CImgDisplay](#)

This class represents a window which can display [CImg](#) images and handles mouse and keyboard events.

- struct [CImg](#)

Class representing an image (up to 4 dimensions wide), each pixel being of type \mathbb{T} .

- struct [CImgList](#)

Class representing list of images $\text{CImg}<\mathbb{T}>$.

7.1.1 Detailed Description

This namespace encompasses all classes and functions of the CImg library.

This namespace is defined to avoid functions and class names collisions that could happen with the include of other C++ header files. Anyway, it should not happen often and you should reasonably start most of your CImg-based programs with

```
#include "CImg.h"
using namespace cimg_library;
```

to simplify the declaration of CImg Library variables afterwards.

7.2 cimg_library::cimg Namespace Reference

Namespace that encompasses *low-level* functions and variables of the CImg Library.

Functions

- void [info](#) ()
Print informations about CImg environnement variables.
- unsigned int & [exception_mode](#) ()
Get/set the current CImg exception mode.
- void [warn](#) (const char *format,...)
Display a warning message.
- int [system](#) (const char *const command, const char *const module_name=0)
- template<typename T >
T & [temporary](#) (const T &)
Return a reference to a temporary variable of type T.
- template<typename T >
void [swap](#) (T &a, T &b)
Exchange values of variables a and b.
- template<typename T1 , typename T2 >
void [swap](#) (T1 &a1, T1 &b1, T2 &a2, T2 &b2)
Exchange values of variables (a1,a2) and (b1,b2).
- template<typename T1 , typename T2 , typename T3 >
void [swap](#) (T1 &a1, T1 &b1, T2 &a2, T2 &b2, T3 &a3, T3 &b3)
Exchange values of variables (a1,a2,a3) and (b1,b2,b3).
- template<typename T1 , typename T2 , typename T3 , typename T4 >
void [swap](#) (T1 &a1, T1 &b1, T2 &a2, T2 &b2, T3 &a3, T3 &b3, T4 &a4, T4 &b4)
Exchange values of variables (a1,a2,...,a4) and (b1,b2,...,b4).
- template<typename T1 , typename T2 , typename T3 , typename T4 , typename T5 >
void [swap](#) (T1 &a1, T1 &b1, T2 &a2, T2 &b2, T3 &a3, T3 &b3, T4 &a4, T4 &b4, T5 &a5, T5 &b5)
Exchange values of variables (a1,a2,...,a5) and (b1,b2,...,b5).
- template<typename T1 , typename T2 , typename T3 , typename T4 , typename T5 , typename T6 >
void [swap](#) (T1 &a1, T1 &b1, T2 &a2, T2 &b2, T3 &a3, T3 &b3, T4 &a4, T4 &b4, T5 &a5, T5 &b5, T6 &a6, T6 &b6)
Exchange values of variables (a1,a2,...,a6) and (b1,b2,...,b6).
- template<typename T1 , typename T2 , typename T3 , typename T4 , typename T5 , typename T6 , typename T7 >
void [swap](#) (T1 &a1, T1 &b1, T2 &a2, T2 &b2, T3 &a3, T3 &b3, T4 &a4, T4 &b4, T5 &a5, T5 &b5, T6 &a6, T6 &b6, T7 &a7, T7 &b7)
Exchange values of variables (a1,a2,...,a7) and (b1,b2,...,b7).

- `template<typename T1 , typename T2 , typename T3 , typename T4 , typename T5 , typename T6 , typename T7 , typename T8 >`
`void swap (T1 &a1, T1 &b1, T2 &a2, T2 &b2, T3 &a3, T3 &b3, T4 &a4, T4 &b4, T5 &a5, T5 &b5, T6 &a6, T6 &b6, T7 &a7, T7 &b7, T8 &a8, T8 &b8)`
Exchange values of variables (a1,a2,...,a8) and (b1,b2,...,b8).
- `bool endianness ()`
Return the current endianness of the CPU.
- `template<typename T >`
`void invert_endianness (T *const buffer, const unsigned int size)`
Invert endianness of a memory buffer.
- `template<typename T >`
`T & invert_endianness (T &a)`
Invert endianness of a single variable.
- `unsigned long time ()`
Get the value of a system timer with a millisecond precision.
- `void sleep (const unsigned int milliseconds)`
Sleep for a certain numbers of milliseconds.
- `unsigned int wait (const unsigned int milliseconds)`
Wait for a certain number of milliseconds since the last call.
- `template<typename T >`
`const T rol (const T a, const unsigned int n=1)`
Return a left bitwise-rotated number.
- `template<typename T >`
`const T ror (const T a, const unsigned int n=1)`
Return a right bitwise-rotated number.
- `template<typename T >`
`T abs (const T a)`
Return the absolute value of a number.
- `template<typename T >`
`T sqr (const T val)`
Return the square of a number.
- `int xln (const int x)`
Return $1 + \log_{10}(x)$.
- `template<typename t1 , typename t2 >`
`cimg::superset< t1, t2 >::type min (const t1 &a, const t2 &b)`
Return the minimum value between two numbers.

- `template<typename t1 , typename t2 , typename t3 >`
`cimg::superset2< t1, t2, t3 >::type` `min` (`const t1 &a, const t2 &b, const t3 &c`)
Return the minimum value between three numbers.
- `template<typename t1 , typename t2 , typename t3 , typename t4 >`
`cimg::superset3< t1, t2, t3, t4 >::type` `min` (`const t1 &a, const t2 &b, const t3 &c, const t4 &d`)
Return the minimum value between four numbers.
- `template<typename t1 , typename t2 >`
`cimg::superset< t1, t2 >::type` `max` (`const t1 &a, const t2 &b`)
Return the maximum value between two numbers.
- `template<typename t1 , typename t2 , typename t3 >`
`cimg::superset2< t1, t2, t3 >::type` `max` (`const t1 &a, const t2 &b, const t3 &c`)
Return the maximum value between three numbers.
- `template<typename t1 , typename t2 , typename t3 , typename t4 >`
`cimg::superset3< t1, t2, t3, t4 >::type` `max` (`const t1 &a, const t2 &b, const t3 &c, const t4 &d`)
Return the maximum value between four numbers.
- `template<typename T >`
`T` `sign` (`const T x`)
Return the sign of a number.
- `template<typename T >`
`unsigned long` `nearest_pow2` (`const T x`)
Return the nearest power of 2 higher than a given number.
- `template<typename T >`
`T` `mod` (`const T &x, const T &m`)
Return the modulo of a number.
- `template<typename T >`
`T` `minmod` (`const T a, const T b`)
Return the minmod of two numbers.
- `double` `rand` ()
Return a random variable between [0,1] with respect to an uniform distribution.
- `double` `crand` ()
Return a random variable between [-1,1] with respect to an uniform distribution.
- `double` `grand` ()
Return a random variable following a gaussian distribution and a standard deviation of 1.
- `unsigned int` `prand` (`const double z`)
Return a random variable following a Poisson distribution of parameter z.
- `double` `round` (`const double x, const double y, const int rounding_type=0`)
Return a rounded number.

- char [uncase](#) (const char x)
Remove the 'case' of an ASCII character.
- void [uncase](#) (char *const string)
Remove the 'case' of a C string.
- float [atof](#) (const char *const str)
Read a float number from a C-string.
- int [strncmp](#) (const char *const s1, const char *const s2, const int l)
Compare the first n characters of two C-strings.
- int [strncasecmp](#) (const char *const s1, const char *const s2, const int l)
Compare the first n characters of two C-strings, ignoring the case.
- int [strcmp](#) (const char *const s1, const char *const s2)
Compare two C-strings.
- int [strcasecmp](#) (const char *const s1, const char *const s2)
Compare two C-strings, ignoring the case.
- int [strfind](#) (const char *const s, const char c)
Find a character in a C-string.
- bool [strpare](#) (char *const s, const char delimiter=' ', const bool symmetric=false)
Remove useless delimiters on the borders of a C-string.
- void [strclean](#) (char *const s)
Remove useless spaces and symmetric delimiters ' ', " and ' from a C-string.
- void [strescape](#) (char *const s)
Replace explicit escape sequences " in C-strings.
- const char * [basename](#) (const char *const s)
Compute the basename of a filename.
- const char * [temporary_path](#) (const char *const user_path=0, const bool reinit_path=false)
Return or set path to store temporary files.
- const char * [imagemagick_path](#) (const char *const user_path=0, const bool reinit_path=false)
Return or set path to the ImageMagick's convert tool.
- const char * [graphicsmagick_path](#) (const char *const user_path=0, const bool reinit_path=false)
Return path of the GraphicsMagick's gm tool.
- const char * [medcon_path](#) (const char *const user_path=0, const bool reinit_path=false)
Return or set path of the XMedcon tool.
- const char * [ffmpeg_path](#) (const char *const user_path=0, const bool reinit_path=false)

Return or set path to the 'ffmpeg' command.

- const char * [gzip_path](#) (const char *const user_path=0, const bool reinit_path=false)

Return or set path to the 'gzip' command.

- const char * [gunzip_path](#) (const char *const user_path=0, const bool reinit_path=false)

Return or set path to the 'gunzip' command.

- const char * [dcraw_path](#) (const char *const user_path=0, const bool reinit_path=false)

Return or set path to the 'dcraw' command.

- const char * [split_filename](#) (const char *const filename, char *const body=0)

Split a filename into two strings 'body' and 'extension'.

- char * [number_filename](#) (const char *const filename, const int number, const unsigned int n, char *const string)

Create a numbered version of a filename.

- std::FILE * [fopen](#) (const char *const path, const char *const mode)

Open a file, and check for possible errors.

- int [fclose](#) (std::FILE *file)

Close a file, and check for possible errors.

- const char * [file_type](#) (std::FILE *const file, const char *const filename)

Try to guess the image format of a filename, using its magick numbers.

- template<typename T >
int [fread](#) (T *const ptr, const unsigned int nmemb, std::FILE *stream)

Read file data, and check for possible errors.

- template<typename T >
int [fwrite](#) (const T *ptr, const unsigned int nmemb, std::FILE *stream)

Write data to a file, and check for possible errors.

- template<typename t >
int [dialog](#) (const char *title, const char *msg, const char *button1_txt, const char *button2_txt, const char *button3_txt, const char *button4_txt, const char *button5_txt, const char *button6_txt, const [CImg](#)< t > &logo, const bool centering=false)

Display a dialog box, where a user can click standard buttons.

Variables

- const double [valuePI](#) = 3.14159265358979323846

Definition of the mathematical constant PI.

7.2.1 Detailed Description

Namespace that encompasses *low-level* functions and variables of the CImg Library.

Most of the functions and variables within this namespace are used by the library for low-level processing. Nevertheless, documented variables and functions of this namespace may be used safely in your own source code.

Warning:

Never write `using namespace cimg_library::cimg;` in your source code, since a lot of functions of the `cimg::` namespace have prototypes similar to standard C functions that could be defined in the global namespace `::`.

7.2.2 Function Documentation

7.2.2.1 void info ()

Print informations about CImg environment variables.

Printing is done on the standard error output.

7.2.2.2 unsigned int& cimg_library::cimg::exception_mode ()

Get/set the current CImg exception mode.

The way error messages are handled by CImg can be changed dynamically, using this function. Possible values are :

- 0 to hide debug messages (quiet mode, but exceptions are still thrown).
- 1 to display debug messages on standard error (console).
- 2 to display debug messages in modal windows (default behavior).
- 3 to do as 1 + add extra warnings (may slow down the code !).
- 4 to do as 2 + add extra warnings (may slow down the code !).

7.2.2.3 void cimg_library::cimg::warn (const char *format, ...)

Display a warning message.

Parameters:

format is a C-string describing the format of the message, as in `std::printf()`.

7.2.2.4 int cimg_library::cimg::system (const char *const command, const char *const module_name = 0)

Note:

This function is similar to `std::system()` and is here because using the `std::` version on Windows may open undesired consoles.

7.2.2.5 bool cimg_library::cimg::endianness ()

Return the current endianness of the CPU.

Returns:

`false` for "Little Endian", `true` for "Big Endian".

7.2.2.6 void cimg_library::cimg::sleep (const unsigned int *milliseconds*)

Sleep for a certain numbers of milliseconds.

This function frees the CPU resources during the sleeping time. It may be used to temporize your program properly, without wasting CPU time.

7.2.2.7 unsigned int cimg_library::cimg::wait (const unsigned int *milliseconds*)

Wait for a certain number of milliseconds since the last call.

This function is equivalent to `sleep()` but the waiting time is computed with regard to the last call of `wait()`. It may be used to temporize your program properly.

7.2.2.8 T cimg_library::cimg::abs (const T *a*)

Return the absolute value of a number.

Note:

This function is different from `std::abs()` or `std::fabs()` because it is able to consider a variable of any type, without cast needed.

7.2.2.9 T cimg_library::cimg::mod (const T & *x*, const T & *m*)

Return the modulo of a number.

Note:

This modulo function accepts negative and floating-points modulo numbers, as well as variable of any type.

7.2.2.10 T cimg_library::cimg::minmod (const T *a*, const T *b*)

Return the minmod of two numbers.

minmod(a,b) is defined to be :

- $\text{minmod}(a,b) = \min(a,b)$, if *a* and *b* have the same sign.
- $\text{minmod}(a,b) = 0$, if *a* and *b* have different signs.

7.2.2.11 **double cimg_library::cimg::round** (const double *x*, const double *y*, const int *rounding_type* = 0)

Return a rounded number.

Parameters:

x is the number to be rounded.

y is the rounding precision.

rounding_type defines the type of rounding (0=nearest, -1=backward, 1=forward).

7.2.2.12 **void cimg_library::cimg::uncase** (char *const *string*)

Remove the 'case' of a C string.

Acts in-place.

7.2.2.13 **float cimg_library::cimg::atof** (const char *const *str*)

Read a float number from a C-string.

Note:

This function is quite similar to `std::atof()`, but that it allows the retrieval of fractions as in "1/2".

7.2.2.14 **int cimg_library::cimg::strncmp** (const char *const *s1*, const char *const *s2*, const int *l*)

Compare the first *n* characters of two C-strings.

Note:

This function is similar to `std::strncmp()` and is here because some old compilers do not define the `std::` version.

7.2.2.15 **int cimg_library::cimg::strncasecmp** (const char *const *s1*, const char *const *s2*, const int *l*)

Compare the first *n* characters of two C-strings, ignoring the case.

Note:

This function is similar to `std::strncasecmp()` and is here because some old compilers do not define the `std::` version.

7.2.2.16 **int cimg_library::cimg::strcmp** (const char *const *s1*, const char *const *s2*)

Compare two C-strings.

Note:

This function is similar to `std::strcmp()` and is here because some old compilers do not define the `std::` version.

7.2.2.17 int cimg_library::cimg::strcasecmp (const char *const s1, const char *const s2)

Compare two C-strings, ignoring the case.

Note:

This function is similar to `std::strcasecmp()` and is here because some old compilers do not define the `std::` version.

7.2.2.18 int cimg_library::cimg::dialog (const char *title, const char *msg, const char *button1_txt, const char *button2_txt, const char *button3_txt, const char *button4_txt, const char *button5_txt, const char *button6_txt, const CImg< t > &logo, const bool centering = false)

Display a dialog box, where a user can click standard buttons.

Up to 6 buttons can be defined in the dialog window. This function returns when a user clicked one of the button or closed the dialog window.

Parameters:

title = Title of the dialog window.

msg = Main message displayed inside the dialog window.

button1_txt = Label of the 1st button.

button2_txt = Label of the 2nd button.

button3_txt = Label of the 3rd button.

button4_txt = Label of the 4th button.

button5_txt = Label of the 5th button.

button6_txt = Label of the 6th button.

logo = Logo image displayed at the left of the main message. This parameter is optional.

centering = Tell to center the dialog window on the screen.

Returns:

The button number (from 0 to 5), or -1 if the dialog window has been closed by the user.

Note:

If a button text is set to 0, then the corresponding button (and the followings) won't appear in the dialog box. At least one button is necessary.

Chapter 8

Class Documentation

8.1 CImg Struct Template Reference

Class representing an image (up to 4 dimensions wide), each pixel being of type T.

Constructors-Destructor-Copy

- [~CImg](#) ()
Destructor.
- [CImg](#) ()
Default constructor.
- [CImg](#) (const unsigned int dx, const unsigned int dy=1, const unsigned int dz=1, const unsigned int dv=1)
Constructs a new image with given size (dx,dy,dz,dv).
- [CImg](#) (const unsigned int dx, const unsigned int dy, const unsigned int dz, const unsigned int dv, const T val)
Construct an image with given size (dx,dy,dz,dv) and with pixel having a default value val.
- [CImg](#) (const unsigned int dx, const unsigned int dy, const unsigned int dz, const unsigned int dv, const int val0, const int val1,...)
Construct an image with given size (dx,dy,dz,dv) and with specified pixel values (int version).
- [CImg](#) (const unsigned int dx, const unsigned int dy, const unsigned int dz, const unsigned int dv, const double val0, const double val1,...)
Construct an image with given size (dx,dy,dz,dv) and with specified pixel values (double version).
- [CImg](#) (const unsigned int dx, const unsigned int dy, const unsigned int dz, const unsigned int dv, const char *const values, const bool repeat_values)
Construct an image with given size and with specified values given in a string.
- `template<typename t >`
[CImg](#) (const t *const data_buffer, const unsigned int dx, const unsigned int dy=1, const unsigned int dz=1, const unsigned int dv=1, const bool shared=false)

Construct an image from a raw memory buffer.

- **CImg** (const T *const data_buffer, const unsigned int dx, const unsigned int dy=1, const unsigned int dz=1, const unsigned int dv=1, const bool shared=false)

- template<typename t >

CImg (const **CImg**< t > &img)

Default copy constructor.

- **CImg** (const **CImg**< T > &img)

- template<typename t >

CImg (const **CImg**< t > &img, const bool shared)

Advanced copy constructor.

- **CImg** (const **CImg**< T > &img, const bool shared)

- template<typename t >

CImg (const **CImg**< t > &img, const char *const dimensions)

Construct an image using dimensions of another image.

- template<typename t >

CImg (const **CImg**< t > &img, const char *const dimensions, const T val)

Construct an image using dimensions of another image, and fill it with a default value.

- **CImg** (const char *const filename)

Construct an image from an image file.

- **CImg** (const **CImgDisplay** &disp)

*Construct an image from the content of a **CImgDisplay** instance.*

- **CImg**< T > & **assign** ()

In-place version of the default constructor/destructor.

- **CImg**< T > & **clear** ()

In-place version of the default constructor.

- **CImg**< T > & **assign** (const unsigned int dx, const unsigned int dy=1, const unsigned int dz=1, const unsigned int dv=1)

In-place version of the previous constructor.

- **CImg**< T > & **assign** (const unsigned int dx, const unsigned int dy, const unsigned int dz, const unsigned int dv, const T val)

In-place version of the previous constructor.

- **CImg**< T > & **assign** (const unsigned int dx, const unsigned int dy, const unsigned int dz, const unsigned int dv, const int val0, const int val1,...)

In-place version of the previous constructor.

- **CImg**< T > & **assign** (const unsigned int dx, const unsigned int dy, const unsigned int dz, const unsigned int dv, const double val0, const double val1,...)

In-place version of the previous constructor.

- `CImg< T > & assign` (const unsigned int dx, const unsigned int dy, const unsigned int dz, const unsigned int dv, const char *const values, const bool repeat_values)

In-place version of the corresponding constructor.

- `template<typename t >`
`CImg< T > & assign` (const t *const data_buffer, const unsigned int dx, const unsigned int dy=1, const unsigned int dz=1, const unsigned int dv=1)

In-place version of the previous constructor.

- `CImg< T > & assign` (const T *const data_buffer, const unsigned int dx, const unsigned int dy=1, const unsigned int dz=1, const unsigned int dv=1)

- `template<typename t >`
`CImg< T > & assign` (const t *const data_buffer, const unsigned int dx, const unsigned int dy, const unsigned int dz, const unsigned int dv, const bool shared)

In-place version of the previous constructor, allowing to force the shared state of the instance image.

- `CImg< T > & assign` (const T *const data_buffer, const unsigned int dx, const unsigned int dy, const unsigned int dz, const unsigned int dv, const bool shared)

- `template<typename t >`
`CImg< T > & assign` (const `CImg< t >` &img)

In-place version of the default copy constructor.

- `template<typename t >`
`CImg< T > & assign` (const `CImg< t >` &img, const bool shared)

In-place version of the advanced constructor.

- `template<typename t >`
`CImg< T > & assign` (const `CImg< t >` &img, const char *const dimensions)

In-place version of the previous constructor.

- `template<typename t >`
`CImg< T > & assign` (const `CImg< t >` &img, const char *const dimensions, const T val)

In-place version of the previous constructor.

- `CImg< T > & assign` (const char *const filename)

In-place version of the previous constructor.

- `CImg< T > & assign` (const `CImgDisplay` &disp)

In-place version of the previous constructor.

- `template<typename t >`
`CImg< t > & transfer_to` (`CImg< t >` &img)

Transfer the content of the instance image into another one in a way that memory copies are avoided if possible.

- `CImg< T > & transfer_to` (`CImg< T >` &img)

- `template<typename t >`
`CImgList< t > & transfer_to` (`CImgList< t >` &list, const unsigned int pos=~0U)

- `CImg< T > & swap` (`CImg< T >` &img)

Swap all fields of two images. Use with care !

Image Informations

- unsigned long `size ()` const
Return the total number of pixel values in an image.
- int `dimx ()` const
Return the number of columns of the instance image (size along the X-axis, i.e image width).
- int `dimy ()` const
Return the number of rows of the instance image (size along the Y-axis, i.e image height).
- int `dimz ()` const
Return the number of slices of the instance image (size along the Z-axis).
- int `dimv ()` const
Return the number of vector channels of the instance image (size along the V-axis).
- bool `is_sameX (const unsigned int dx)` const
*Return true if image (*this) has the specified width.*
- template<typename t >
 bool `is_sameX (const CImg< t > &img)` const
*Return true if images (*this) and img have same width.*
- bool `is_sameX (const CImgDisplay &disp)` const
*Return true if images (*this) and the display disp have same width.*
- bool `is_sameY (const unsigned int dy)` const
*Return true if image (*this) has the specified height.*
- template<typename t >
 bool `is_sameY (const CImg< t > &img)` const
*Return true if images (*this) and img have same height.*
- bool `is_sameY (const CImgDisplay &disp)` const
*Return true if images (*this) and the display disp have same height.*
- bool `is_sameZ (const unsigned int dz)` const
*Return true if image (*this) has the specified depth.*
- template<typename t >
 bool `is_sameZ (const CImg< t > &img)` const
*Return true if images (*this) and img have same depth.*
- bool `is_sameV (const unsigned int dv)` const
*Return true if image (*this) has the specified number of channels.*
- template<typename t >
 bool `is_sameV (const CImg< t > &img)` const
*Return true if images (*this) and img have same dim.*

- bool `is_sameXY` (const unsigned int dx, const unsigned int dy) const
*Return true if image (*this) has the specified width and height.*
- template<typename t >
bool `is_sameXY` (const CImg< t > &img) const
Return true if images have same width and same height.
- bool `is_sameXY` (const CImgDisplay &disp) const
*Return true if image (*this) and the display disp have same width and same height.*
- bool `is_sameXZ` (const unsigned int dx, const unsigned int dz) const
*Return true if image (*this) has the specified width and depth.*
- template<typename t >
bool `is_sameXZ` (const CImg< t > &img) const
Return true if images have same width and same depth.
- bool `is_sameXV` (const unsigned int dx, const unsigned int dv) const
*Return true if image (*this) has the specified width and number of channels.*
- template<typename t >
bool `is_sameXV` (const CImg< t > &img) const
Return true if images have same width and same number of channels.
- bool `is_sameYZ` (const unsigned int dy, const unsigned int dz) const
*Return true if image (*this) has the specified height and depth.*
- template<typename t >
bool `is_sameYZ` (const CImg< t > &img) const
Return true if images have same height and same depth.
- bool `is_sameYV` (const unsigned int dy, const unsigned int dv) const
*Return true if image (*this) has the specified height and number of channels.*
- template<typename t >
bool `is_sameYV` (const CImg< t > &img) const
Return true if images have same height and same number of channels.
- bool `is_sameZV` (const unsigned int dz, const unsigned int dv) const
*Return true if image (*this) has the specified depth and number of channels.*
- template<typename t >
bool `is_sameZV` (const CImg< t > &img) const
Return true if images have same depth and same number of channels.
- bool `is_sameXYZ` (const unsigned int dx, const unsigned int dy, const unsigned int dz) const
*Return true if image (*this) has the specified width, height and depth.*
- template<typename t >
bool `is_sameXYZ` (const CImg< t > &img) const

Return true if images have same width, same height and same depth.

- `bool is_sameXYV (const unsigned int dx, const unsigned int dy, const unsigned int dv) const`
*Return true if image (*this) has the specified width, height and depth.*
- `template<typename t>`
`bool is_sameXYV (const CImg< t > &img) const`
Return true if images have same width, same height and same number of channels.
- `bool is_sameXZV (const unsigned int dx, const unsigned int dz, const unsigned int dv) const`
*Return true if image (*this) has the specified width, height and number of channels.*
- `template<typename t>`
`bool is_sameXZV (const CImg< t > &img) const`
Return true if images have same width, same depth and same number of channels.
- `bool is_sameYZV (const unsigned int dy, const unsigned int dz, const unsigned int dv) const`
*Return true if image (*this) has the specified height, depth and number of channels.*
- `template<typename t>`
`bool is_sameYZV (const CImg< t > &img) const`
Return true if images have same height, same depth and same number of channels.
- `bool is_sameXYZV (const unsigned int dx, const unsigned int dy, const unsigned int dz, const unsigned int dv) const`
*Return true if image (*this) has the specified width, height, depth and number of channels.*
- `template<typename t>`
`bool is_sameXYZV (const CImg< t > &img) const`
*Return true if images (*this) and img have same width, same height, same depth and same number of channels.*
- `bool is_empty () const`
Return true if current image is empty.
- `operator bool () const`
Return true if image is not empty.
- `iterator begin ()`
Return an iterator to the first image pixel.
- `const_iterator begin () const`
- `const T & first () const`
Return reference to the first image pixel.
- `T & first ()`
- `iterator end ()`
Return an iterator pointing after the last image pixel.
- `const_iterator end () const`
- `const T & last () const`

Return a reference to the last image pixel.

- `T & last ()`
- `T * ptr ()`

Return a pointer to the pixel buffer.

- `const T * ptr () const`
- `T * ptr (const unsigned int x, const unsigned int y=0, const unsigned int z=0, const unsigned int v=0)`

Return a pointer to the pixel value located at (x,y,z,v).

- `const T * ptr (const unsigned int x, const unsigned int y=0, const unsigned int z=0, const unsigned int v=0) const`
- `template<typename t> bool is_overlapped (const CImg< t > &img) const`

Return true if the memory buffers of the two images overlaps.

- `long offset (const int x, const int y=0, const int z=0, const int v=0) const`

Return the offset of the pixel coordinates (x,y,z,v) with respect to the data pointer data.

- `T & operator() (const unsigned int x, const unsigned int y=0, const unsigned int z=0, const unsigned int v=0)`

Fast access to pixel value for reading or writing.

- `const T & operator() (const unsigned int x, const unsigned int y=0, const unsigned int z=0, const unsigned int v=0) const`
- `T & operator[] (const unsigned long off)`

Fast access to pixel value for reading or writing, using an offset to the image pixel.

- `const T & operator[] (const unsigned long off) const`
- `T & back ()`

Return a reference to the last image value.

- `const T & back () const`
- `T & front ()`

Return a reference to the first image value.

- `const T & front () const`
- `bool containsXYZV (const int x, const int y=0, const int z=0, const int v=0) const`

Return true if pixel (x,y,z,v) is inside image boundaries.

- `template<typename t> bool contains (const T &pixel, t &x, t &y, t &z, t &v) const`

Return true if specified referenced value is inside image boundaries. If true, returns pixel coordinates in (x,y,z,v).

- `template<typename t> bool contains (const T &pixel, t &x, t &y, t &z) const`

Return true if specified referenced value is inside image boundaries. If true, returns pixel coordinates in (x,y,z).

- `template<typename t>`
`bool contains (const T &pixel, t &x, t &y) const`
Return true if specified referenced value is inside image boundaries. If true, returns pixel coordinates in (x,y).
- `template<typename t>`
`bool contains (const T &pixel, t &x) const`
Return true if specified referenced value is inside image boundaries. If true, returns pixel coordinates in (x).
- `bool contains (const T &pixel) const`
Return true if specified referenced value is inside the image boundaries.
- `T & at (const int off, const T out_val)`
Read a pixel value with Dirichlet boundary conditions.
- `T at (const int off, const T out_val) const`
- `T & at (const int off)`
Read a pixel value with Neumann boundary conditions.
- `T at (const int off) const`
- `T & atXYZV (const int x, const int y, const int z, const int v, const T out_val)`
Read a pixel value with Dirichlet boundary conditions.
- `T atXYZV (const int x, const int y, const int z, const int v, const T out_val) const`
- `T & atXYZV (const int x, const int y, const int z, const int v)`
Read a pixel value with Neumann boundary conditions.
- `T atXYZV (const int x, const int y, const int z, const int v) const`
- `T & atXYZ (const int x, const int y, const int z, const int v, const T out_val)`
Read a pixel value with Dirichlet boundary conditions for the three first coordinates (x,y,z).
- `T atXYZ (const int x, const int y, const int z, const int v, const T out_val) const`
- `T & atXYZ (const int x, const int y, const int z, const int v=0)`
Read a pixel value with Neumann boundary conditions for the three first coordinates (x,y,z).
- `T atXYZ (const int x, const int y, const int z, const int v=0) const`
- `T & atXY (const int x, const int y, const int z, const int v, const T out_val)`
Read a pixel value with Dirichlet boundary conditions for the two first coordinates (x,y).
- `T atXY (const int x, const int y, const int z, const int v, const T out_val) const`
- `T & atXY (const int x, const int y, const int z=0, const int v=0)`
Read a pixel value with Neumann boundary conditions for the two first coordinates (x,y).
- `T atXY (const int x, const int y, const int z=0, const int v=0) const`
- `T & atX (const int x, const int y, const int z, const int v, const T out_val)`
Read a pixel value with Dirichlet boundary conditions for the first coordinates (x).
- `T atX (const int x, const int y, const int z, const int v, const T out_val) const`
- `T & atX (const int x, const int y=0, const int z=0, const int v=0)`

Read a pixel value with Neumann boundary conditions for the first coordinates (x).

- T **atX** (const int x, const int y=0, const int z=0, const int v=0) const
- Tfloat **linear_atXYZV** (const float fx, const float fy, const float fz, const float fv, const T out_val) const

Read a pixel value using linear interpolation and Dirichlet boundary conditions.

- Tfloat **linear_atXYZV** (const float fx, const float fy=0, const float fz=0, const float fv=0) const

Read a pixel value using linear interpolation and Neumann boundary conditions.

- Tfloat **linear_atXYZ** (const float fx, const float fy, const float fz, const int v, const T out_val) const

Read a pixel value using linear interpolation and Dirichlet boundary conditions (first three coordinates).

- Tfloat **linear_atXYZ** (const float fx, const float fy=0, const float fz=0, const int v=0) const

Read a pixel value using linear interpolation and Neumann boundary conditions (first three coordinates).

- Tfloat **linear_atXY** (const float fx, const float fy, const int z, const int v, const T out_val) const

Read a pixel value using linear interpolation and Dirichlet boundary conditions (first two coordinates).

- Tfloat **linear_atXY** (const float fx, const float fy, const int z=0, const int v=0) const

Read a pixel value using linear interpolation and Neumann boundary conditions (first two coordinates).

- Tfloat **linear_atX** (const float fx, const int y, const int z, const int v, const T out_val) const

Read a pixel value using linear interpolation and Dirichlet boundary conditions (first coordinate).

- Tfloat **linear_atX** (const float fx, const int y=0, const int z=0, const int v=0) const

Read a pixel value using linear interpolation and Neumann boundary conditions (first coordinate).

- Tfloat **cubic_atXY** (const float fx, const float fy, const int z, const int v, const T out_val) const

Read a pixel value using cubic interpolation and Dirichlet boundary conditions.

- Tfloat **cubic_atXY** (const float fx, const float fy, const int z=0, const int v=0) const

Read a pixel value using cubic interpolation and Neumann boundary conditions.

- Tfloat **cubic_atX** (const float fx, const int y, const int z, const int v, const T out_val) const

Read a pixel value using cubic interpolation and Dirichlet boundary conditions (first coordinates).

- Tfloat **cubic_atX** (const float fx, const int y=0, const int z=0, const int v=0) const

Read a pixel value using cubic interpolation and Neumann boundary conditions (first coordinates).

- CImg & **set_linear_atXYZ** (const T &val, const float fx, const float fy=0, const float fz=0, const int v=0, const bool add=false)

Set a pixel value, with 3D float coordinates, using linear interpolation.

- CImg & **set_linear_atXY** (const T &val, const float fx, const float fy=0, const int z=0, const int v=0, const bool add=false)

Set a pixel value, with 2D float coordinates, using linear interpolation.

- const T & **min** () const

Return a reference to the minimum pixel value of the instance image.

- `T & min ()`
Return a reference to the minimum pixel value of the instance image.
- `const T & max () const`
Return a reference to the maximum pixel value of the instance image.
- `T & max ()`
Return a reference to the maximum pixel value of the instance image.
- `template<typename t >`
`const T & minmax (t &max_val) const`
Return a reference to the minimum pixel value and return also the maximum pixel value.
- `template<typename t >`
`T & minmax (t &max_val)`
Return a reference to the minimum pixel value and return also the maximum pixel value.
- `template<typename t >`
`const T & maxmin (t &min_val) const`
Return a reference to the maximum pixel value and return also the minimum pixel value.
- `template<typename t >`
`T & maxmin (t &min_val)`
Return a reference to the maximum pixel value and return also the minimum pixel value.
- `Tfloat sum () const`
Return the sum of all the pixel values in an image.
- `Tfloat mean () const`
Return the mean pixel value of the instance image.
- `Tfloat variance (const unsigned int variance_method=1) const`
Return the variance of the image.
- `template<typename t >`
`Tfloat variancemean (const unsigned int variance_method, t &mean) const`
Return the variance and the mean of the image.
- `T kth_smallest (const unsigned int k) const`
Return the kth smallest element of the image.
- `CImg< T > & stats (const unsigned int variance_method=1)`
Compute a statistics vector (min,max,mean,variance,xmin,ymin,zmin,vmin,xmax,ymax,zmax,vmax).
- `CImg< Tfloat > get_stats (const unsigned int variance_method=1) const`
- `T median () const`
Return the median value of the image.
- `template<typename t >`
`Tfloat MSE (const CImg< t > &img) const`


















Compute the MSE (Mean-Squared Error) between two images.

- `template<typename t >`
`Tfloat PSNR (const CImg< t > &img, const Tfloat valmax=(Tfloat) 255) const`
Compute the PSNR between two images.
- `Tfloat trace () const`
Return the trace of the image, viewed as a matrix.
- `template<typename t >`
`Tfloat dot (const CImg< t > &img) const`
Return the dot product of the current vector/matrix with the vector/matrix img.
- `Tfloat det () const`
Return the determinant of the image, viewed as a matrix.
- `Tfloat norm (const int norm_type=2) const`
Return the norm of the current vector/matrix. `norm_type = norm type (0=L2, 1=L1, -1=Linf).`
- `double eval (const char *const expr, const double x=0, const double y=0, const double z=0, const double v=0) const`
Evaluate math formula.
- `CImg< charT > value_string (const char separator=',', const unsigned int max_size=0) const`
Return a C-string containing the values of the instance image.
- `const CImg< T > & print (const char *title=0, const bool display_stats=true) const`
Display informations about the image on the standard error output.
- `static const char * pixel_type ()`
Return the type of the pixel values.
- `static CImg< T > & empty ()`
Return a reference to an empty image.

Arithmetic and Boolean Operators

- `template<typename t >`
`CImg< T > & operator= (const CImg< t > &img)`
Assignment operator.
- `CImg< T > & operator= (const CImg< T > &img)`
- `CImg< T > & operator= (const T *buf)`
Assign values of a C-array to the instance image.
- `CImg< T > & operator= (const T val)`
Assign a value to each image pixel of the instance image.
- `CImg< T > operator+ () const`

Operator+.

- template<typename t >
 < T > & operator+= (const t val)
Operator+=.
- template<typename t >
 < T > & operator+= (const  < t > &img)
Operator+=.
-  < T > & operator+= (const char *const formula)
Operator+= (with formula).
-  < T > & operator++ ()
Operator++ (prefix).
-  < T > operator++ (int)
Operator++ (postfix).
-  < T > operator- () const
Operator-.
- template<typename t >
 < T > & operator-= (const t val)
Operator-=.
- template<typename t >
 < T > & operator-= (const  < t > &img)
Operator-=.
-  < T > & operator-= (const char *const formula)
Operator-= (with formula).
-  < T > & operator- ()
Operator- (prefix).
-  < T > operator- (int)
Operator- (postfix).
- template<typename t >
 < T > & operator*= (const t val)
Operator=.*
- template<typename t >
 < T > & operator*= (const  < t > &img)
Operator=.*
-  < T > & operator*= (const char *const formula)
Operator= (with formula).*

- `template<typename t >`
`CImg< T > & operator/= (const t val)`
`Operator/=.`
- `template<typename t >`
`CImg< T > & operator/= (const CImg< t > &img)`
`Operator/=.`
- `CImg< T > & operator/= (const char *const formula)`
`Operator/= (with formula).`
- `CImg< T > operator% (const T val) const`
`Operator% (modulo).`
- `template<typename t >`
`CImg< typename cimg::superset< T, t >::type > operator% (const CImg< t > &img) const`
`Operator% (modulo).`
- `CImg< T > & operator%= (const T val)`
`Operator = (modulo).`
- `template<typename t >`
`CImg< T > & operator%= (const CImg< t > &img)`
`Operator = (modulo).`
- `CImg< T > & operator%= (const char *const formula)`
`Operator= (modulo, with formula).`
- `CImg< T > operator& (const T val) const`
`Operator&.`
- `template<typename t >`
`CImg< typename cimg::superset< T, t >::type > operator& (const CImg< t > &img) const`
`Operator&.`
- `CImg< T > & operator&= (const T val)`
`Operator&=.`
- `template<typename t >`
`CImg< T > & operator&= (const CImg< t > &img)`
`Operator&=.`
- `CImg< T > & operator&= (const char *const formula)`
`Operator&= (with formula).`
- `CImg< T > operator| (const T val) const`
`Operator|.`
- `template<typename t >`
`CImg< typename cimg::superset< T, t >::type > operator| (const CImg< t > &img) const`

Operator|.

- `CImg< T > & operator|= (const T val)`
Operator|=.
- `template<typename t >`
`CImg< T > & operator|= (const CImg< t > &img)`
Operator|=.
- `CImg< T > & operator|= (const char *const formula)`
Operator|= (with formula).
- `CImg< T > operator^ (const T val) const`
Operator^ (bitwise XOR).
- `template<typename t >`
`CImg< typename cimg::superset< T, t >::type > operator^ (const CImg< t > &img) const`
Operator^ (bitwise XOR).
- `CImg< T > & operator^= (const T val)`
Operator^= (bitwise XOR).
- `template<typename t >`
`CImg< T > & operator^= (const CImg< t > &img)`
Operator^= (bitwise XOR).
- `CImg< T > & operator^= (const char *const formula)`
Operator^= (bitwise XOR, with formula).
- `CImg< T > operator~ () const`
Operator~ (bitwise NOT).
- `CImg< T > & operator<<= (const int n)`
Bitwise left shift.
- `CImg< T > operator<< (const int n) const`
Bitwise left shift.
- `CImg< T > & operator>>= (const int n)`
Bitwise right shift.
- `CImg< T > operator>> (const int n) const`
Bitwise right shift.
- `template<typename t >`
`bool operator== (const CImg< t > &img) const`
Boolean equality.
- `template<typename t >`
`bool operator!= (const CImg< t > &img) const`

Boolean difference.

- `template<typename t>`
`CImgList< typename cimg::superset< T, t>::type > operator<< (const CImg< t> &img) const`
*Return a list of two images { *this, img }.*
- `template<typename t>`
`CImgList< typename cimg::superset< T, t>::type > operator<< (const CImgList< t> &list) const`
*Return a copy of list, where image *this has been inserted at first position.*
- `template<typename t>`
`CImgList< typename cimg::superset< T, t>::type > operator>> (const CImg< t> &img) const`
*Return a list of two images { *this, img }.*
- `template<typename t>`
`CImgList< t> & operator>> (const CImgList< t> &list) const`
Insert an image into the begining of an image list.
- `const CImg< T> & operator>> (CImgDisplay &disp) const`
Display an image into a CImgDisplay.

Usual Mathematics Functions

- `template<typename t>`
`CImg< T> & apply (t &func)`
Apply a R->R function on all pixel values.
- `template<typename t>`
`CImg< T> get_apply (t &func) const`
- `template<typename t>`
`CImg< T> & mul (const CImg< t> &img)`
Pointwise multiplication between two images.
- `template<typename t>`
`CImg< typename cimg::superset< T, t>::type > get_mul (const CImg< t> &img) const`
- `template<typename t>`
`CImg< T> & div (const CImg< t> &img)`
Pointwise division between two images.
- `template<typename t>`
`CImg< typename cimg::superset< T, t>::type > get_div (const CImg< t> &img) const`
- `CImg< T> & max (const T val)`
Pointwise max operator between an image and a value.
- `CImg< T> get_max (const T val) const`
- `template<typename t>`
`CImg< T> & max (const CImg< t> &img)`
Pointwise max operator between two images.

- `template<typename t >`
`CImg< typename cimg::superset< T, t >::type > get_max (const CImg< t > &img) const`
- `CImg< T > & max (const char *const formula)`
Pointwise max operator between an image and a formula.
- `CImg< Tfloat > get_max (const char *const formula) const`
- `CImg< T > & min (const T val)`
Pointwise min operator between an image and a value.
- `CImg< T > get_min (const T val) const`
- `template<typename t >`
`CImg< T > & min (const CImg< t > &img)`
Pointwise min operator between two images.
- `template<typename t >`
`CImg< typename cimg::superset< T, t >::type > get_min (const CImg< t > &img) const`
- `CImg< T > & min (const char *const formula)`
Pointwise min operator between an image and a formula.
- `CImg< Tfloat > get_min (const char *const formula) const`
- `CImg< T > & sqr ()`
Compute the square value of each pixel.
- `CImg< Tfloat > get_sqr () const`
- `CImg< T > & sqrt ()`
Compute the square root of each pixel value.
- `CImg< Tfloat > get_sqrt () const`
- `CImg< T > & exp ()`
Compute the exponential of each pixel value.
- `CImg< Tfloat > get_exp () const`
- `CImg< T > & log ()`
Compute the log of each each pixel value.
- `CImg< Tfloat > get_log () const`
- `CImg< T > & log10 ()`
Compute the log10 of each each pixel value.
- `CImg< Tfloat > get_log10 () const`
- `CImg< T > & pow (const double p)`
Compute the power by p of each pixel value.
- `CImg< Tfloat > get_pow (const double p) const`
- `template<typename t >`
`CImg< T > & pow (const CImg< t > &img)`
Compute the power of each pixel value.

- `template<typename t >`
`CImg< Tfloat > get_pow (const CImg< t > &img) const`
- `CImg< T > & pow (const char *const formula)`
Compute the power of each pixel value.

- `CImg< Tfloat > get_pow (const char *const formula) const`
- `CImg< T > & abs ()`
Compute the absolute value of each pixel value.

- `CImg< Tfloat > get_abs () const`
- `CImg< T > & cos ()`
Compute the cosinus of each pixel value.

- `CImg< Tfloat > get_cos () const`
- `CImg< T > & sin ()`
Compute the sinus of each pixel value.

- `CImg< Tfloat > get_sin () const`
- `CImg< T > & tan ()`
Compute the tangent of each pixel.

- `CImg< Tfloat > get_tan () const`
- `CImg< T > & acos ()`
Compute the arc-cosine of each pixel value.

- `CImg< Tfloat > get_acos () const`
- `CImg< T > & asin ()`
Compute the arc-sinus of each pixel value.

- `CImg< Tfloat > get_asin () const`
- `CImg< T > & atan ()`
Compute the arc-tangent of each pixel.

- `CImg< Tfloat > get_atan () const`
- `template<typename t >`
`CImg< T > & atan2 (const CImg< t > &img)`
Compute the arc-tangent of each pixel.

- `template<typename t >`
`CImg< Tfloat > get_atan2 (const CImg< t > &img) const`
- `CImg< T > & cosh ()`
Compute the hyperbolic cosine of each pixel value.

- `CImg< Tfloat > get_cosh () const`
- `CImg< T > & sinh ()`
Compute the hyperbolic sine of each pixel value.

- `CImg< Tfloat > get_sinh () const`
- `CImg< T > & tanh ()`
Compute the hyperbolic tangent of each pixel value.

- `CImg< Tfloat > get_tanh ()` const
- `CImg< T > & round` (const float x, const int rounding_type=0)
Compute image with rounded pixel values.
- `CImg< T > get_round` (const float x, const unsigned int rounding_type=0) const
- `CImg< T > & rand` (const T val_min, const T val_max)
Fill the instance image with random values between specified range.
- `CImg< T > get_rand` (const T val_min, const T val_max) const

Usual Image Transformations

- `CImg< T > & fill` (const T val)
Fill an image by a value val.
- `CImg< T > get_fill` (const T val) const
- `CImg< T > & fill` (const T val0, const T val1)
Fill sequentially all pixel values with values val0 and val1 respectively.
- `CImg< T > get_fill` (const T val0, const T val1) const
- `CImg< T > & fill` (const T val0, const T val1, const T val2)
Fill sequentially all pixel values with values val0 and val1 and val2.
- `CImg< T > get_fill` (const T val0, const T val1, const T val2) const
- `CImg< T > & fill` (const T val0, const T val1, const T val2, const T val3)
Fill sequentially all pixel values with values val0 and val1 and val2 and val3.
- `CImg< T > get_fill` (const T val0, const T val1, const T val2, const T val3) const
- `CImg< T > & fill` (const T val0, const T val1, const T val2, const T val3, const T val4)
Fill sequentially all pixel values with values val0 and val1 and val2 and val3 and val4.
- `CImg< T > get_fill` (const T val0, const T val1, const T val2, const T val3, const T val4) const
- `CImg< T > & fill` (const T val0, const T val1, const T val2, const T val3, const T val4, const T val5)
Fill sequentially all pixel values with values val0 and val1 and val2 and val3 and val4 and val5.
- `CImg< T > get_fill` (const T val0, const T val1, const T val2, const T val3, const T val4, const T val5) const
- `CImg< T > & fill` (const T val0, const T val1, const T val2, const T val3, const T val4, const T val5, const T val6)
Fill sequentially pixel values.
- `CImg< T > get_fill` (const T val0, const T val1, const T val2, const T val3, const T val4, const T val5, const T val6) const
- `CImg< T > & fill` (const T val0, const T val1, const T val2, const T val3, const T val4, const T val5, const T val6, const T val7)
Fill sequentially pixel values.

- Fill sequentially pixel values.*

- Fill sequentially pixel values.*

- Fill sequentially pixel values.*

- Fill sequentially pixel values.*

- Fill sequentially pixel values.*

- Fill sequentially pixel values.*

- Fill sequentially pixel values.*

- Generated on Tue May 26 18:27:49 2009 for The CImg Library by Doxygen

Fill sequentially pixel values.

- **CImg**< T > **get_fill** (const T val0, const T val1, const T val2, const T val3, const T val4, const T val5, const T val6, const T val7, const T val8, const T val9, const T val10, const T val11, const T val12, const T val13, const T val14, const T val15) const

- **CImg**< T > & **fill** (const char *const values, const bool repeat_values)

Fill image values according to the values or expression found in the specified string.

- **CImg**< T > **get_fill** (const char *const values, const bool repeat_values) const

- template<typename t >

CImg< T > & **fill** (const **CImg**< t > &values, const bool repeat_values=true)

Fill image values according to the values found in the specified image.

- template<typename t >

CImg< T > **get_fill** (const **CImg**< t > &values, const bool repeat_values=true) const

- **CImg**< T > & **fillX** (const unsigned int y, const unsigned int z, const unsigned int v, const int a0,...)

Fill image values along the X-axis at the specified pixel position (y,z,v).

- **CImg**< T > & **fillX** (const unsigned int y, const unsigned int z, const unsigned int v, const double a0,...)

- **CImg**< T > & **fillY** (const unsigned int x, const unsigned int z, const unsigned int v, const int a0,...)

Fill image values along the Y-axis at the specified pixel position (x,z,v).

- **CImg**< T > & **fillY** (const unsigned int x, const unsigned int z, const unsigned int v, const double a0,...)

- **CImg**< T > & **fillZ** (const unsigned int x, const unsigned int y, const unsigned int v, const int a0,...)

Fill image values along the Z-axis at the specified pixel position (x,y,v).

- **CImg**< T > & **fillZ** (const unsigned int x, const unsigned int y, const unsigned int v, const double a0,...)

- **CImg**< T > & **fillV** (const unsigned int x, const unsigned int y, const unsigned int z, const int a0,...)

Fill image values along the V-axis at the specified pixel position (x,y,z).

- **CImg**< T > & **fillV** (const unsigned int x, const unsigned int y, const unsigned int z, const double a0,...)

- **CImg**< T > & **normalize** (const T a, const T b)

Linear normalization of the pixel values between a and b.

- **CImg**< T > **get_normalize** (const T a, const T b) const

- **CImg**< T > & **cut** (const T a, const T b)

Cut pixel values between a and b.

- **CImg**< T > **get_cut** (const T a, const T b) const

- **CImg**< T > & **quantize** (const unsigned int n, const bool keep_range=true)

Quantize pixel values into levels.

- **CImg**< T > **get_quantize** (const unsigned int n, const bool keep_range=true) const

- **CImg**< T > & **threshold** (const T value, const bool soft=false, const bool strict=false)

Threshold the image.

- **CImg**< T > **get_threshold** (const T value, const bool soft=false, const bool strict=false) const
- template<typename t >
CImg< typename cimg::superset< t, unsigned int >::type > **get_index** (const **CImg**< t > &palette, const bool dithering=false, const bool map_indexes=true) const
Index image regarding to a given palette.
- template<typename t >
CImg< T > & **index** (const **CImg**< t > &palette, const bool dithering=false, const bool map_indexes=false)
- template<typename t >
CImg< t > **get_map** (const **CImg**< t > &palette) const
Map image palette on an indexed image.
- template<typename t >
CImg< T > & **map** (const **CImg**< t > &palette)
- **CImg**< T > & **rotate** (const float angle, const unsigned int border_conditions=3, const unsigned int interpolation=1)
Rotate an image.
- **CImg**< T > **get_rotate** (const float angle, const unsigned int border_conditions=3, const unsigned int interpolation=1) const
- **CImg**< T > & **rotate** (const float angle, const float cx, const float cy, const float zoom, const unsigned int border_conditions=3, const unsigned int interpolation=1)
Rotate an image around a center point (cx,cy).
- **CImg**< T > **get_rotate** (const float angle, const float cx, const float cy, const float zoom, const unsigned int border_conditions=3, const unsigned int interpolation=1) const
- **CImg**< T > & **resize** (const int pdx, const int pdy=-100, const int pdz=-100, const int pdv=-100, const int interpolation_type=1, const int border_condition=-1, const bool center=false)
Resize an image.
- **CImg**< T > **get_resize** (const int pdx, const int pdy=-100, const int pdz=-100, const int pdv=-100, const int interpolation_type=1, const int border_condition=-1, const bool center=false) const
- template<typename t >
CImg< T > & **resize** (const **CImg**< t > &src, const int interpolation_type=1, const int border_condition=-1, const bool center=false)
Resize an image.
- template<typename t >
CImg< T > **get_resize** (const **CImg**< t > &src, const int interpolation_type=1, const int border_condition=-1, const bool center=false) const
- **CImg**< T > & **resize** (const **CImgDisplay** &disp, const int interpolation_type=1, const int border_condition=-1, const bool center=false)
Resize an image.
- **CImg**< T > **get_resize** (const **CImgDisplay** &disp, const int interpolation_type=1, const int border_condition=-1, const bool center=false) const
- **CImg**< T > & **resize_halfXY** ()
Half-resize an image, using a special optimized filter.
- **CImg**< T > **get_resize_halfXY** () const

- **CImg< T > & resize_doubleXY ()**
Upscale an image by a factor 2x.
- **CImg< T > get_resize_doubleXY () const**
- **CImg< T > & resize_tripleXY ()**
Upscale an image by a factor 3x.
- **CImg< T > get_resize_tripleXY () const**
- **template<typename t >**
CImg< T > & warp (const **CImg< t >** &warp, const bool relative=false, const bool interpolation=true, const unsigned int border_conditions=0)
Warp an image.
- **template<typename t >**
CImg< T > get_warp (const **CImg< t >** &warp, const bool relative=false, const bool interpolation=true, const unsigned int border_conditions=0) const
- **CImg< T > & permute_axes** (const char *order)
Permute axes order.
- **CImg< T > get_permute_axes** (const char *order) const
- **CImg< T > & invert_endianness ()**
Invert endianness.
- **CImg< T > get_invert_endianness () const**
- **CImg< T > & mirror** (const char axis)
Mirror an image along the specified axis.
- **CImg< T > get_mirror** (const char axis) const
- **CImg< T > & translate** (const int deltax, const int deltay=0, const int deltaz=0, const int deltav=0, const int border_condition=0)
Translate the image.
- **CImg< T > get_translate** (const int deltax, const int deltay=0, const int deltaz=0, const int deltav=0, const int border_condition=0) const
- **CImg< T > & crop** (const int x0, const int y0, const int z0, const int v0, const int x1, const int y1, const int z1, const int v1, const bool border_condition=false)
Get a square region of the image.
- **CImg< T > get_crop** (const int x0, const int y0, const int z0, const int v0, const int x1, const int y1, const int z1, const int v1, const bool border_condition=false) const
- **CImg< T > & crop** (const int x0, const int y0, const int z0, const int x1, const int y1, const int z1, const bool border_condition=false)
Get a rectangular part of the instance image.
- **CImg< T > get_crop** (const int x0, const int y0, const int z0, const int x1, const int y1, const int z1, const bool border_condition=false) const
- **CImg< T > & crop** (const int x0, const int y0, const int x1, const int y1, const bool border_condition=false)
Get a rectangular part of the instance image.

- **CImg**< T > **get_crop** (const int x0, const int y0, const int x1, const int y1, const bool border_condition=false) const
- **CImg**< T > & **crop** (const int x0, const int x1, const bool border_condition=false)
Get a rectangular part of the instance image.
- **CImg**< T > **get_crop** (const int x0, const int x1, const bool border_condition=false) const
- **CImg**< T > & **autocrop** (const T value, const char *const axes="vzyx")
Autocrop an image, regarding of the specified background value.
- **CImg**< T > **get_autocrop** (const T value, const char *const axes="vzyx") const
- **CImg**< T > & **autocrop** (const T *const color, const char *const axes="zyx")
Autocrop an image, regarding of the specified background color.
- **CImg**< T > **get_autocrop** (const T *const color, const char *const axes="zyx") const
- template<typename t >
CImg< T > & **autocrop** (const **CImg**< t > &color, const char *const axes="zyx")
Autocrop an image, regarding of the specified background color.
- template<typename t >
CImg< T > **get_autocrop** (const **CImg**< t > &color, const char *const axes="zyx") const
- **CImg**< T > & **autocrop** (const T value, const char axis)
Autocrop an image along specified axis, regarding of the specified background value.
- **CImg**< T > **get_autocrop** (const T value, const char axis) const
- **CImg**< T > & **autocrop** (const T *const color, const char axis)
Autocrop an image along specified axis, regarding of the specified background color.
- **CImg**< T > **get_autocrop** (const T *const color, const char axis) const
- template<typename t >
CImg< T > & **autocrop** (const **CImg**< t > &color, const char axis)
Autocrop an image along specified axis, regarding of the specified background color.
- template<typename t >
CImg< T > **get_autocrop** (const **CImg**< t > &color, const char axis) const
- **CImg**< T > & **columns** (const unsigned int x0, const unsigned int x1)
Get a set of columns.
- **CImg**< T > **get_columns** (const unsigned int x0, const unsigned int x1) const
- **CImg**< T > & **column** (const unsigned int x0)
Get one column.
- **CImg**< T > **get_column** (const unsigned int x0) const
- **CImg**< T > & **lines** (const unsigned int y0, const unsigned int y1)
Get a set of lines.
- **CImg**< T > **get_lines** (const unsigned int y0, const unsigned int y1) const
- **CImg**< T > & **line** (const unsigned int y0)
Get a line.
- **CImg**< T > **get_line** (const unsigned int y0) const

- **CImg**< T > & [slices](#) (const unsigned int z0, const unsigned int z1)
Get a set of slices.
- **CImg**< T > [get_slices](#) (const unsigned int z0, const unsigned int z1) const
- **CImg**< T > & [slice](#) (const unsigned int z0)
Get a slice.
- **CImg**< T > [get_slice](#) (const unsigned int z0) const
- **CImg**< T > & [channels](#) (const unsigned int v0, const unsigned int v1)
Get a set of channels.
- **CImg**< T > [get_channels](#) (const unsigned int v0, const unsigned int v1) const
- **CImg**< T > & [channel](#) (const unsigned int v0)
Get a channel.
- **CImg**< T > [get_channel](#) (const unsigned int v0) const
- **CImg**< T > [get_shared_points](#) (const unsigned int x0, const unsigned int x1, const unsigned int y0=0, const unsigned int z0=0, const unsigned int v0=0)
Get a shared-memory image referencing a set of points of the instance image.
- const **CImg**< T > [get_shared_points](#) (const unsigned int x0, const unsigned int x1, const unsigned int y0=0, const unsigned int z0=0, const unsigned int v0=0) const
- **CImg**< T > [get_shared_lines](#) (const unsigned int y0, const unsigned int y1, const unsigned int z0=0, const unsigned int v0=0)
Return a shared-memory image referencing a set of lines of the instance image.
- const **CImg**< T > [get_shared_lines](#) (const unsigned int y0, const unsigned int y1, const unsigned int z0=0, const unsigned int v0=0) const
- **CImg**< T > [get_shared_line](#) (const unsigned int y0, const unsigned int z0=0, const unsigned int v0=0)
Return a shared-memory image referencing one particular line (y0,z0,v0) of the instance image.
- const **CImg**< T > [get_shared_line](#) (const unsigned int y0, const unsigned int z0=0, const unsigned int v0=0) const
- **CImg**< T > [get_shared_planes](#) (const unsigned int z0, const unsigned int z1, const unsigned int v0=0)
Return a shared memory image referencing a set of planes (z0->z1,v0) of the instance image.
- const **CImg**< T > [get_shared_planes](#) (const unsigned int z0, const unsigned int z1, const unsigned int v0=0) const
- **CImg**< T > [get_shared_plane](#) (const unsigned int z0, const unsigned int v0=0)
Return a shared-memory image referencing one plane (z0,v0) of the instance image.
- const **CImg**< T > [get_shared_plane](#) (const unsigned int z0, const unsigned int v0=0) const
- **CImg**< T > [get_shared_channels](#) (const unsigned int v0, const unsigned int v1)
Return a shared-memory image referencing a set of channels (v0->v1) of the instance image.
- const **CImg**< T > [get_shared_channels](#) (const unsigned int v0, const unsigned int v1) const
- **CImg**< T > [get_shared_channel](#) (const unsigned int v0)
Return a shared-memory image referencing one channel v0 of the instance image.
- const **CImg**< T > [get_shared_channel](#) (const unsigned int v0)

- `const CImg< T > get_shared_channel` (const unsigned int v0) const
- `CImg< T > get_shared` ()
Return a shared version of the instance image.
- `const CImg< T > get_shared` () const
- `CImg< T > & projections2d` (const unsigned int x0, const unsigned int y0, const unsigned int z0, const int dx=-100, const int dy=-100, const int dz=-100)
Return a 2D representation of a 3D image, with three slices.
- `CImg< T > get_projections2d` (const unsigned int x0, const unsigned int y0, const unsigned int z0, const int dx=-100, const int dy=-100, const int dz=-100) const
- `CImg< T > & histogram` (const unsigned int nlevels, const T val_min=(T) 0, const T val_max=(T) 0)
Compute the image histogram.
- `CImg< floatT > get_histogram` (const unsigned int nlevels, const T val_min=(T) 0, const T val_max=(T) 0) const
- `CImg< T > & equalize` (const unsigned int nlevels, const T val_min=(T) 0, const T val_max=(T) 0)
Compute the histogram-equalized version of the instance image.
- `CImg< T > get_equalize` (const unsigned int nlevels, const T val_min=(T) 0, const T val_max=(T) 0) const
- `CImg< T > & label_regions` ()
Get a label map of disconnected regions with same intensities.
- `CImg< uintT > get_label_regions` () const
- `CImg< T > & pointwise_norm` (int norm_type=2)
Compute the scalar image of vector norms.
- `CImg< Tfloat > get_pointwise_norm` (int norm_type=2) const
- `CImg< T > & pointwise_orientation` ()
Compute the image of normalized vectors.
- `CImg< Tfloat > get_pointwise_orientation` () const
- `CImgList< T > get_split` (const char axis, const int nb=0) const
Split image into a list.
- `CImgList< T > get_split` (const T value, const bool keep_values, const bool shared, const char axis='y') const
- `CImg< T > & append` (const CImg< T > &img, const char axis, const char align='p')
Append an image to another one.
- `CImg< T > get_append` (const CImg< T > &img, const char axis, const char align='p') const
- `CImgList< Tfloat > get_gradient` (const char *const axes=0, const int scheme=3) const
Compute the list of images, corresponding to the XY-gradients of an image.
- `CImg< T > & structure_tensor` (const unsigned int scheme=1)
Compute the structure tensor field of an image.

- **CImg**< Tfloat > **get_structure_tensor** (const unsigned int scheme=1) const
- **CImgList**< Tfloat > **get_hessian** (const char *const axes=0) const
Get components of the Hessian matrix of an image.
- **CImg**< T > & **distance_hamilton** (const unsigned int nb_iter, const float band_size=0, const float precision=0.5f)
Compute distance function from 0-valued isophotes by the application of an Hamilton-Jacobi PDE.
- **CImg**< Tfloat > **get_distance_hamilton** (const unsigned int nb_iter, const float band_size=0, const float precision=0.5f) const
- **CImg**< T > & **distance** (const T isovalue, const float sizex=1, const float sizey=1, const float sizez=1, const bool compute_sqrt=true)
Compute the Euclidean distance map to a shape of specified isovalue.
- **CImg**< floatT > **get_distance** (const T isovalue, const float sizex=1, const float sizey=1, const float sizez=1, const bool compute_sqrt=true) const
- template<typename t >
CImg< T > & **dijkstra** (const unsigned int starting_node, const unsigned int ending_node, **CImg**< t > &previous)
Return minimal path in a graph, using the Dijkstra algorithm.
- template<typename t >
CImg< T > **get_dijkstra** (const unsigned int starting_node, const unsigned int ending_node, **CImg**< t > &previous) const
- **CImg**< T > & **dijkstra** (const unsigned int starting_node, const unsigned int ending_node=~0U)
Return minimal path in a graph, using the Dijkstra algorithm.
- **CImg**< Tfloat > **get_dijkstra** (const unsigned int starting_node, const unsigned int ending_node=~0U) const
- template<typename tf, typename t >
static **CImg**< T > **dijkstra** (const tf &distance, const unsigned int nb_nodes, const unsigned int starting_node, const unsigned int ending_node, **CImg**< t > &previous)
Compute minimal path in a graph, using the Dijkstra algorithm.
- template<typename tf, typename t >
static **CImg**< T > **dijkstra** (const tf &distance, const unsigned int nb_nodes, const unsigned int starting_node, const unsigned int ending_node=~0U)
Return minimal path in a graph, using the Dijkstra algorithm.

Meshes and Triangulations

- template<typename tf, typename tc, typename te >
CImg< floatT > **get_elevation3d** (**CImgList**< tf > &primitives, **CImgList**< tc > &colors, const **CImg**< te > &elevation) const
Return a 3D elevation object of the instance image.
- template<typename tf >
CImg< floatT > **get_isovalue3d** (**CImgList**< tf > &primitives, const float isovalue, const float resx=1, const float resy=1, const float resz=1, const bool invert_faces=false) const

Compute a vectorization of an implicit function.

- **CImg**< T > & **translate_object3d** (const float tx, const float ty=0, const float tz=0)
Translate a 3D object.
- **CImg**< Tfloat > **get_translate_object3d** (const float tx, const float ty=0, const float tz=0) const
- **CImg**< T > & **translate_object3d** ()
Translate a 3D object so that it becomes centered.
- **CImg**< Tfloat > **get_translate_object3d** () const
- **CImg**< T > & **resize_object3d** (const float sx, const float sy=-100, const float sz=-100)
Resize a 3D object.
- **CImg**< Tfloat > **get_resize_object3d** (const float sx, const float sy=-100, const float sz=-100) const
- **CImg**< T > **resize_object3d** () const
- **CImg**< Tfloat > **get_resize_object3d** () const
- template<typename tf, typename tp, typename tff >
CImg< T > & **append_object3d** (**CImgList**< tf > &primitives, const **CImg**< tp > &obj_points, const **CImgList**< tff > &obj_primitives)
Append a 3D object to another one.
- template<typename tf >
static **CImg**< floatT > **cube3d** (**CImgList**< tf > &primitives, const float size=100)
Return a 3D centered cube.
- template<typename tf >
static **CImg**< floatT > **cuboid3d** (**CImgList**< tf > &primitives, const float sizex=200, const float sizey=100, const float sizez=100)
Return a 3D centered cuboid.
- template<typename tf >
static **CImg**< floatT > **cone3d** (**CImgList**< tf > &primitives, const float radius=50, const float height=100, const unsigned int subdivisions=24, const bool symetrize=false)
Return a 3D centered cone.
- template<typename tf >
static **CImg**< floatT > **cylinder3d** (**CImgList**< tf > &primitives, const float radius=50, const float height=100, const unsigned int subdivisions=24)
Return a 3D centered cylinder.
- template<typename tf >
static **CImg**< floatT > **torus3d** (**CImgList**< tf > &primitives, const float radius1=100, const float radius2=30, const unsigned int subdivisions1=24, const unsigned int subdivisions2=12)
Return a 3D centered torus.
- template<typename tf >
static **CImg**< floatT > **plane3d** (**CImgList**< tf > &primitives, const float sizex=100, const float sizey=100, const unsigned int subdivisionsx=3, const unsigned int subdivisionsy=3, const bool double_sided=false)
Return a 3D centered XY plane.

- `template<typename tf >`
`static CImg< floatT > sphere3d (CImgList< tf > &primitives, const float radius=50, const unsigned int subdivisions=3)`
Return a 3D centered sphere.
- `template<typename tf, typename t >`
`static CImg< floatT > ellipsoid3d (CImgList< tf > &primitives, const CImg< t > &tensor, const unsigned int subdivisions=3)`
Return a 3D centered ellipsoid.
- `template<typename tf, typename tfunc >`
`static CImg< floatT > marching_squares (CImgList< tf > &primitives, const tfunc &func, const float isovalue, const float x0, const float y0, const float x1, const float y1, const float resx, const float resy)`
Polygonize an implicit 2D function by the marching squares algorithm.
- `template<typename tf, typename tfunc >`
`static CImg< floatT > marching_cubes (CImgList< tf > &primitives, const tfunc &func, const float isovalue, const float x0, const float y0, const float z0, const float x1, const float y1, const float z1, const float resx, const float resy, const float resz, const bool invert_faces=false)`
Polygonize an implicit function.

Color bases

- `CImg< T > & LUTtoRGB (const CImg< T > &palette)`
Convert an indexed image to a (R,G,B) image using the specified color palette.
- `template<typename t >`
`CImg< t > get_LUTtoRGB (const CImg< t > &palette) const`
- `CImg< T > & LUTtoRGB ()`
Convert an indexed image (with the default palette) to a (R,G,B) image.
- `CImg< Tuchar > get_LUTtoRGB () const`
- `CImg< T > & RGBtoHSV ()`
Convert color pixels from (R,G,B) to (H,S,V).
- `CImg< Tfloat > get_RGBtoHSV () const`
- `CImg< T > & HSVtoRGB ()`
Convert color pixels from (H,S,V) to (R,G,B).
- `CImg< Tuchar > get_HSVtoRGB () const`
- `CImg< T > & RGBtoHSL ()`
Convert color pixels from (R,G,B) to (H,S,L).
- `CImg< Tfloat > get_RGBtoHSL () const`
- `CImg< T > & HSLtoRGB ()`
Convert color pixels from (H,S,L) to (R,G,B).

- `CImg< Tuchar > get_HSLtoRGB ()` const
- `CImg< T > & RGBtoHSI ()`
- `CImg< Tfloat > get_RGBtoHSI ()` const
- `CImg< T > & HSItoRGB ()`
Convert color pixels from (H,S,I) to (R,G,B).
- `CImg< Tfloat > get_HSItoRGB ()` const
- `CImg< T > & RGBtoYCbCr ()`
Convert color pixels from (R,G,B) to (Y,Cb,Cr)_8.
- `CImg< Tuchar > get_RGBtoYCbCr ()` const
- `CImg< T > & YCbCrtoRGB ()`
Convert color pixels from (R,G,B) to (Y,Cb,Cr)_8.
- `CImg< Tuchar > get_YCbCrtoRGB ()` const
- `CImg< T > & RGBtoYUV ()`
Convert color pixels from (R,G,B) to (Y,U,V).
- `CImg< Tfloat > get_RGBtoYUV ()` const
- `CImg< T > & YUVtoRGB ()`
Convert color pixels from (Y,U,V) to (R,G,B).
- `CImg< Tuchar > get_YUVtoRGB ()` const
- `CImg< T > & RGBtoCMY ()`
Convert color pixels from (R,G,B) to (C,M,Y).
- `CImg< Tfloat > get_RGBtoCMY ()` const
- `CImg< T > & CMYtoRGB ()`
Convert (C,M,Y) pixels of a color image into the (R,G,B) color space.
- `CImg< Tuchar > get_CMYtoRGB ()` const
- `CImg< T > & CMYtoCMYK ()`
Convert color pixels from (C,M,Y) to (C,M,Y,K).
- `CImg< Tfloat > get_CMYtoCMYK ()` const
- `CImg< T > & CMYKtoCMY ()`
Convert (C,M,Y,K) pixels of a color image into the (C,M,Y) color space.
- `CImg< Tfloat > get_CMYKtoCMY ()` const
- `CImg< T > & RGBtoXYZ ()`
Convert color pixels from (R,G,B) to (X,Y,Z)_709.
- `CImg< Tfloat > get_RGBtoXYZ ()` const
- `CImg< T > & XYZtoRGB ()`
Convert (X,Y,Z)_709 pixels of a color image into the (R,G,B) color space.
- `CImg< Tuchar > get_XYZtoRGB ()` const
- `CImg< T > & XYZtoLab ()`
Convert (X,Y,Z)_709 pixels of a color image into the (L,a*,b*) color space.*

- `CImg< Tfloat > get_XYZtoLab ()` const
- `CImg< T > & LabtoXYZ ()`
Convert (L,a,b) pixels of a color image into the (X,Y,Z) color space.
- `CImg< Tfloat > get_LabtoXYZ ()` const
- `CImg< T > & XYZtoxyY ()`
Convert (X,Y,Z)_709 pixels of a color image into the (x,y,Y) color space.
- `CImg< Tfloat > get_XYZtoxyY ()` const
- `CImg< T > & xyYtoXYZ ()`
Convert (x,y,Y) pixels of a color image into the (X,Y,Z)_709 color space.
- `CImg< Tfloat > get_xyYtoXYZ ()` const
- `CImg< T > & RGBtoLab ()`
Convert a (R,G,B) image to a (L,a,b) one.
- `CImg< Tfloat > get_RGBtoLab ()` const
- `CImg< T > & LabtoRGB ()`
Convert a (L,a,b) image to a (R,G,B) one.
- `CImg< Tuchar > get_LabtoRGB ()` const
- `CImg< T > & RGBtoxyY ()`
Convert a (R,G,B) image to a (x,y,Y) one.
- `CImg< Tfloat > get_RGBtoxyY ()` const
- `CImg< T > & xyYtoRGB ()`
Convert a (x,y,Y) image to a (R,G,B) one.
- `CImg< Tuchar > get_xyYtoRGB ()` const
- `CImg< T > & RGBtoCMYK ()`
Convert a (R,G,B) image to a (C,M,Y,K) one.
- `CImg< Tfloat > get_RGBtoCMYK ()` const
- `CImg< T > & CMYKtoRGB ()`
Convert a (C,M,Y,K) image to a (R,G,B) one.
- `CImg< Tuchar > get_CMYKtoRGB ()` const
- `CImg< T > & RGBtoBayer ()`
Convert a (R,G,B) image to a Bayer-coded representation.
- `CImg< T > get_RGBtoBayer ()` const
- `CImg< T > & BayertoRGB (const unsigned int interpolation_type=3)`
Convert a Bayer-coded image to a (R,G,B) color image.
- `CImg< Tuchar > get_BayertoRGB (const unsigned int interpolation_type=3)` const
- static `CImg< Tuchar > default_LUT8 ()`
Return a default indexed color palette with 256 (R,G,B) entries.
- static `CImg< Tuchar > rainbow_LUT8 ()`
Return a rainbow color palette with 256 (R,G,B) entries.

- static `CImg< Tuchar > contrast_LUT8 ()`
Return a contrasted color palette with 256 (R,G,B) entries.

Drawing

- `template<typename tc >`
`CImg< T > & draw_point (const int x0, const int y0, const tc *const color, const float opacity=1)`
Draw a 2D colored point (pixel).
- `template<typename tc >`
`CImg< T > & draw_point (const int x0, const int y0, const CImg< tc > &color, const float opacity=1)`
Draw a 2D colored point (pixel).
- `template<typename tc >`
`CImg< T > & draw_point (const int x0, const int y0, const int z0, const tc *const color, const float opacity=1)`
Draw a 3D colored point (voxel).
- `template<typename tc >`
`CImg< T > & draw_point (const int x0, const int y0, const int z0, const CImg< tc > &color, const float opacity=1)`
Draw a 3D colored point (voxel).
- `template<typename t , typename tc >`
`CImg< T > & draw_point (const CImgList< t > &points, const tc *const color, const float opacity=1)`
Draw a cloud of colored points.
- `template<typename t , typename tc >`
`CImg< T > & draw_point (const CImgList< t > &points, const CImg< tc > &color, const float opacity=1)`
Draw a cloud of colored points.
- `template<typename t , typename tc >`
`CImg< T > & draw_point (const CImg< t > &points, const tc *const color, const float opacity=1)`
Draw a cloud of colored points.
- `template<typename t , typename tc >`
`CImg< T > & draw_point (const CImg< t > &points, const CImg< tc > &color, const float opacity=1)`
Draw a cloud of colored points.
- `template<typename tc >`
`CImg< T > & draw_line (const int x0, const int y0, const int x1, const int y1, const tc *const color, const float opacity=1, const unsigned int pattern=~0U, const bool init_hatch=true)`
Draw a 2D colored line.

- `template<typename tc >`
`CImg< T > & draw_line (const int x0, const int y0, const int x1, const int y1, const CImg< tc > &color, const float opacity=1, const unsigned int pattern=~0U, const bool init_hatch=true)`
Draw a 2D colored line.
- `template<typename tc >`
`CImg< T > & draw_line (CImg< floatT > &zbuffer, const int x0, const int y0, const float z0, const int x1, const int y1, const float z1, const tc *const color, const float opacity=1, const unsigned int pattern=~0U, const bool init_hatch=true)`
Draw a 2D colored line, with z-buffering.
- `template<typename tc >`
`CImg< T > & draw_line (CImg< floatT > &zbuffer, const int x0, const int y0, const float z0, const int x1, const int y1, const float z1, const CImg< tc > &color, const float opacity=1, const unsigned int pattern=~0U, const bool init_hatch=true)`
Draw a 2D colored line, with z-buffering.
- `template<typename tc >`
`CImg< T > & draw_line (const int x0, const int y0, const int z0, const int x1, const int y1, const int z1, const tc *const color, const float opacity=1, const unsigned int pattern=~0U, const bool init_hatch=true)`
Draw a 3D colored line.
- `template<typename tc >`
`CImg< T > & draw_line (const int x0, const int y0, const int z0, const int x1, const int y1, const int z1, const CImg< tc > &color, const float opacity=1, const unsigned int pattern=~0U, const bool init_hatch=true)`
Draw a 3D colored line.
- `template<typename tc >`
`CImg< T > & draw_line (const int x0, const int y0, const int x1, const int y1, const CImg< tc > &texture, const int tx0, const int ty0, const int tx1, const int ty1, const float opacity=1, const unsigned int pattern=~0U, const bool init_hatch=true)`
Draw a 2D textured line.
- `template<typename tc >`
`CImg< T > & draw_line (const int x0, const int y0, const float z0, const int x1, const int y1, const float z1, const CImg< tc > &texture, const int tx0, const int ty0, const int tx1, const int ty1, const float opacity=1, const unsigned int pattern=~0U, const bool init_hatch=true)`
Draw a 2D textured line, with perspective correction.
- `template<typename tc >`
`CImg< T > & draw_line (CImg< floatT > &zbuffer, const int x0, const int y0, const float z0, const int x1, const int y1, const float z1, const CImg< tc > &texture, const int tx0, const int ty0, const int tx1, const int ty1, const float opacity=1, const unsigned int pattern=~0U, const bool init_hatch=true)`
Draw a 2D textured line, with z-buffering and perspective correction.
- `template<typename t, typename tc >`
`CImg< T > & draw_line (const CImgList< t > &points, const tc *const color, const float opacity=1, const unsigned int pattern=~0U, const bool init_hatch=true)`
Draw a set of consecutive colored lines in the instance image.

- `template<typename t , typename tc >`
`CImg< T > & draw_line (const CImgList< t > &points, const CImg< tc > &color, const float opacity=1, const unsigned int pattern=~0U, const bool init_hatch=true)`
Draw a set of consecutive colored lines in the instance image.
- `template<typename t , typename tc >`
`CImg< T > & draw_line (const CImg< t > &points, const tc *const color, const float opacity=1, const unsigned int pattern=~0U, const bool init_hatch=true)`
Draw a set of consecutive colored lines in the instance image.
- `template<typename t , typename tc >`
`CImg< T > & draw_line (const CImg< t > &points, const CImg< tc > &color, const float opacity=1, const unsigned int pattern=~0U, const bool init_hatch=true)`
Draw a set of consecutive colored lines in the instance image.
- `template<typename t , typename tc >`
`CImg< T > & draw_polygon (const CImgList< t > &points, const tc *const color, const float opacity=1)`
Draw a filled polygon in the instance image.
- `template<typename t , typename tc >`
`CImg< T > & draw_polygon (const CImgList< t > &points, const CImg< tc > &color, const float opacity=1)`
Draw a filled polygon in the instance image.
- `template<typename t , typename tc >`
`CImg< T > & draw_polygon (const CImg< t > &points, const tc *const color, const float opacity=1)`
Draw a filled polygon in the instance image.
- `template<typename t , typename tc >`
`CImg< T > & draw_polygon (const CImg< t > &points, const CImg< tc > &color, const float opacity=1)`
Draw a filled polygon in the instance image.
- `template<typename t , typename tc >`
`CImg< T > & draw_polygon (const CImgList< t > &points, const tc *const color, const float opacity, const unsigned int pattern)`
Draw a polygon outline.
- `template<typename t , typename tc >`
`CImg< T > & draw_polygon (const CImgList< t > &points, const CImg< tc > &color, const float opacity, const unsigned int pattern)`
Draw a polygon outline.
- `template<typename t , typename tc >`
`CImg< T > & draw_polygon (const CImg< t > &points, const tc *const color, const float opacity, const unsigned int pattern)`
Draw a polygon outline.

- `template<typename t , typename tc >`
`CImg< T > & draw_polygon (const CImg< t > &points, const CImg< tc > &color, const float opacity, const unsigned int pattern)`
Draw a polygon outline.
- `template<typename tc >`
`CImg< T > & draw_spline (const int x0, const int y0, const float u0, const float v0, const int x1, const int y1, const float u1, const float v1, const tc *const color, const float opacity=1, const float precision=4, const unsigned int pattern=~0U, const bool init_hatch=true)`
Draw a cubic spline curve in the instance image.
- `template<typename tc >`
`CImg< T > & draw_spline (const int x0, const int y0, const float u0, const float v0, const int x1, const int y1, const float u1, const float v1, const CImg< tc > &color, const float opacity=1, const float precision=4, const unsigned int pattern=~0U, const bool init_hatch=true)`
Draw a cubic spline curve in the instance image.
- `template<typename tc >`
`CImg< T > & draw_spline (const int x0, const int y0, const int z0, const float u0, const float v0, const float w0, const int x1, const int y1, const int z1, const float u1, const float v1, const float w1, const tc *const color, const float opacity=1, const float precision=4, const unsigned int pattern=~0U, const bool init_hatch=true)`
Draw a cubic spline curve in the instance image (for volumetric images).
- `template<typename tc >`
`CImg< T > & draw_spline (const int x0, const int y0, const int z0, const float u0, const float v0, const float w0, const int x1, const int y1, const int z1, const float u1, const float v1, const float w1, const CImg< tc > &color, const float opacity=1, const float precision=4, const unsigned int pattern=~0U, const bool init_hatch=true)`
Draw a cubic spline curve in the instance image (for volumetric images).
- `template<typename t >`
`CImg< T > & draw_spline (const int x0, const int y0, const float u0, const float v0, const int x1, const int y1, const float u1, const float v1, const CImg< t > &texture, const int tx0, const int ty0, const int tx1, const int ty1, const float opacity=1, const float precision=4, const unsigned int pattern=~0U, const bool init_hatch=true)`
Draw a cubic spline curve in the instance image.
- `template<typename tp , typename tt , typename tc >`
`CImg< T > & draw_spline (const CImgList< tp > &points, const CImgList< tt > &tangents, const tc *const color, const float opacity=1, const bool close_set=false, const float precision=4, const unsigned int pattern=~0U, const bool init_hatch=true)`
Draw a set of consecutive colored splines in the instance image.
- `template<typename tp , typename tt , typename tc >`
`CImg< T > & draw_spline (const CImgList< tp > &points, const CImgList< tt > &tangents, const CImg< tc > &color, const float opacity=1, const bool close_set=false, const float precision=4, const unsigned int pattern=~0U, const bool init_hatch=true)`
Draw a set of consecutive colored splines in the instance image.
- `template<typename tp , typename tt , typename tc >`
`CImg< T > & draw_spline (const CImg< tp > &points, const CImg< tt > &tangents, const tc`

*const color, const float opacity=1, const bool close_set=false, const float precision=4, const unsigned int pattern=~0U, const bool init_hatch=true)

Draw a set of consecutive colored splines in the instance image.

- template<typename tp, typename tt, typename tc >

CImg< T > & draw_spline (const CImg< tp > &points, const CImg< tt > &tangents, const CImg< tc > &color, const float opacity=1, const bool close_set=false, const float precision=4, const unsigned int pattern=~0U, const bool init_hatch=true)

Draw a set of consecutive colored splines in the instance image.

- template<typename t, typename tc >

CImg< T > & draw_spline (const CImgList< t > &points, const tc *const color, const float opacity=1, const bool close_set=false, const float precision=4, const unsigned int pattern=~0U, const bool init_hatch=true)

Draw a set of consecutive colored splines in the instance image.

- template<typename t, typename tc >

CImg< T > & draw_spline (const CImgList< t > &points, CImg< tc > &color, const float opacity=1, const bool close_set=false, const float precision=4, const unsigned int pattern=~0U, const bool init_hatch=true)

Draw a set of consecutive colored splines in the instance image.

- template<typename t, typename tc >

CImg< T > & draw_spline (const CImg< t > &points, const tc *const color, const float opacity=1, const bool close_set=false, const float precision=4, const unsigned int pattern=~0U, const bool init_hatch=true)

Draw a set of consecutive colored lines in the instance image.

- template<typename t, typename tc >

CImg< T > & draw_spline (const CImg< t > &points, const CImg< tc > &color, const float opacity=1, const bool close_set=false, const float precision=4, const unsigned int pattern=~0U, const bool init_hatch=true)

Draw a set of consecutive colored lines in the instance image.

- template<typename tc >

CImg< T > & draw_arrow (const int x0, const int y0, const int x1, const int y1, const tc *const color, const float opacity=1, const float angle=30, const float length=-10, const unsigned int pattern=~0U)

Draw a colored arrow in the instance image.

- template<typename tc >

CImg< T > & draw_arrow (const int x0, const int y0, const int x1, const int y1, const CImg< tc > &color, const float opacity=1, const float angle=30, const float length=-10, const unsigned int pattern=~0U)

Draw a colored arrow in the instance image.

- template<typename t >

CImg< T > & draw_image (const int x0, const int y0, const int z0, const int v0, const CImg< t > &sprite, const float opacity=1)

Draw an image.

- **CImg**< T > & **draw_image** (const int x0, const int y0, const int z0, const int v0, const **CImg**< T > &sprite, const float opacity=1)
- template<typename t >
CImg< T > & **draw_image** (const int x0, const int y0, const int z0, const **CImg**< t > &sprite, const float opacity=1)
Draw an image.
- template<typename t >
CImg< T > & **draw_image** (const int x0, const int y0, const **CImg**< t > &sprite, const float opacity=1)
Draw an image.
- template<typename t >
CImg< T > & **draw_image** (const int x0, const **CImg**< t > &sprite, const float opacity=1)
Draw an image.
- template<typename t >
CImg< T > & **draw_image** (const **CImg**< t > &sprite, const float opacity=1)
Draw an image.
- template<typename ti , typename tm >
CImg< T > & **draw_image** (const int x0, const int y0, const int z0, const int v0, const **CImg**< ti > &sprite, const **CImg**< tm > &mask, const float opacity=1, const float mask_valmax=1)
Draw a sprite image in the instance image (masked version).
- template<typename ti , typename tm >
CImg< T > & **draw_image** (const int x0, const int y0, const int z0, const **CImg**< ti > &sprite, const **CImg**< tm > &mask, const float opacity=1, const float mask_valmax=1)
Draw an image.
- template<typename ti , typename tm >
CImg< T > & **draw_image** (const int x0, const int y0, const **CImg**< ti > &sprite, const **CImg**< tm > &mask, const float opacity=1, const float mask_valmax=1)
Draw an image.
- template<typename ti , typename tm >
CImg< T > & **draw_image** (const int x0, const **CImg**< ti > &sprite, const **CImg**< tm > &mask, const float opacity=1, const float mask_valmax=1)
Draw an image.
- template<typename ti , typename tm >
CImg< T > & **draw_image** (const **CImg**< ti > &sprite, const **CImg**< tm > &mask, const float opacity=1, const float mask_valmax=1)
Draw an image.
- **CImg**< T > & **draw_rectangle** (const int x0, const int y0, const int z0, const int v0, const int x1, const int y1, const int z1, const int v1, const T val, const float opacity=1)
Draw a 4D filled rectangle in the instance image, at coordinates (x0,y0,z0,v0)-(x1,y1,z1,v1).
- template<typename tc >
CImg< T > & **draw_rectangle** (const int x0, const int y0, const int z0, const int x1, const int y1, const int z1, const tc *const color, const float opacity=1)

Draw a 3D filled colored rectangle in the instance image, at coordinates (x0,y0,z0)-(x1,y1,z1).

- `template<typename tc >`
`CImg< T > & draw_rectangle (const int x0, const int y0, const int z0, const int x1, const int y1,`
`const int z1, const CImg< tc > &color, const float opacity=1)`

Draw a 3D filled colored rectangle in the instance image, at coordinates (x0,y0,z0)-(x1,y1,z1).

- `template<typename tc >`
`CImg< T > & draw_rectangle (const int x0, const int y0, const int z0, const int x1, const int y1,`
`const int z1, const tc *const color, const float opacity, const unsigned int pattern)`

Draw a 3D outlined colored rectangle in the instance image.

- `template<typename tc >`
`CImg< T > & draw_rectangle (const int x0, const int y0, const int z0, const int x1, const int y1,`
`const int z1, const CImg< tc > &color, const float opacity, const unsigned int pattern)`

Draw a 3D outlined colored rectangle in the instance image.

- `template<typename tc >`
`CImg< T > & draw_rectangle (const int x0, const int y0, const int x1, const int y1, const tc *const`
`color, const float opacity=1)`

Draw a 2D filled colored rectangle in the instance image, at coordinates (x0,y0)-(x1,y1).

- `template<typename tc >`
`CImg< T > & draw_rectangle (const int x0, const int y0, const int x1, const int y1, const CImg< tc`
`> &color, const float opacity=1)`

Draw a 2D filled colored rectangle in the instance image, at coordinates (x0,y0)-(x1,y1).

- `template<typename tc >`
`CImg< T > & draw_rectangle (const int x0, const int y0, const int x1, const int y1, const tc *const`
`color, const float opacity, const unsigned int pattern)`

Draw a 2D outlined colored rectangle.

- `template<typename tc >`
`CImg< T > & draw_rectangle (const int x0, const int y0, const int x1, const int y1, const CImg< tc`
`> &color, const float opacity, const unsigned int pattern)`

Draw a 2D outlined colored rectangle.

- `template<typename tc >`
`CImg< T > & draw_triangle (const int x0, const int y0, const int x1, const int y1, const int x2, const`
`int y2, const tc *const color, const float opacity=1)`

Draw a 2D filled colored triangle.

- `template<typename tc >`
`CImg< T > & draw_triangle (const int x0, const int y0, const int x1, const int y1, const int x2, const`
`int y2, const CImg< tc > &color, const float opacity=1)`

Draw a 2D filled colored triangle.

- `template<typename tc >`
`CImg< T > & draw_triangle (const int x0, const int y0, const int x1, const int y1, const int x2, const`
`int y2, const tc *const color, const float opacity, const unsigned int pattern)`

Draw a 2D outlined colored triangle.

- `template<typename tc >`
`CImg< T > & draw_triangle (const int x0, const int y0, const int x1, const int y1, const int x2, const int y2, const CImg< tc > &color, const float opacity, const unsigned int pattern)`
Draw a 2D outlined colored triangle.
- `template<typename tc >`
`CImg< T > & draw_triangle (CImg< floatT > &zbuffer, const int x0, const int y0, const float z0, const int x1, const int y1, const float z1, const int x2, const int y2, const float z2, const tc *const color, const float opacity=1, const float brightness=1)`
Draw a 2D filled colored triangle, with z-buffering.
- `template<typename tc >`
`CImg< T > & draw_triangle (CImg< floatT > &zbuffer, const int x0, const int y0, const float z0, const int x1, const int y1, const float z1, const int x2, const int y2, const float z2, const CImg< tc > &color, const float opacity=1, const float brightness=1)`
Draw a 2D filled colored triangle, with z-buffering.
- `template<typename tc >`
`CImg< T > & draw_triangle (const int x0, const int y0, const int x1, const int y1, const int x2, const int y2, const tc *const color, const float brightness0, const float brightness1, const float brightness2, const float opacity=1)`
Draw a 2D Gouraud-shaded colored triangle.
- `template<typename tc >`
`CImg< T > & draw_triangle (const int x0, const int y0, const int x1, const int y1, const int x2, const int y2, const CImg< tc > &color, const float brightness0, const float brightness1, const float brightness2, const float opacity=1)`
Draw a 2D Gouraud-shaded colored triangle.
- `template<typename tc >`
`CImg< T > & draw_triangle (CImg< floatT > &zbuffer, const int x0, const int y0, const float z0, const int x1, const int y1, const float z1, const int x2, const int y2, const float z2, const tc *const color, const float brightness0, const float brightness1, const float brightness2, const float opacity=1)`
Draw a 2D Gouraud-shaded colored triangle, with z-buffering.
- `template<typename tc >`
`CImg< T > & draw_triangle (CImg< floatT > &zbuffer, const int x0, const int y0, const float z0, const int x1, const int y1, const float z1, const int x2, const int y2, const float z2, const CImg< tc > &color, const float brightness0, const float brightness1, const float brightness2, const float opacity=1)`
Draw a Gouraud triangle with z-buffer consideration.
- `template<typename tc1 , typename tc2 , typename tc3 >`
`CImg< T > & draw_triangle (const int x0, const int y0, const int x1, const int y1, const int x2, const int y2, const tc1 *const color1, const tc2 *const color2, const tc3 *const color3, const float opacity=1)`
Draw a colored triangle with interpolated colors.
- `template<typename tc1 , typename tc2 , typename tc3 >`
`CImg< T > & draw_triangle (const int x0, const int y0, const int x1, const int y1, const int x2, const int y2, const CImg< tc1 > &color1, const CImg< tc2 > &color2, const CImg< tc3 > &color3, const float opacity=1)`

- `template<typename tc >`
`CImg< T > & draw_triangle` (const int x0, const int y0, const int x1, const int y1, const int x2, const int y2, const `CImg< tc >` &texture, const int tx0, const int ty0, const int tx1, const int ty1, const int tx2, const int ty2, const float opacity=1, const float brightness=1)
Draw a 2D textured triangle.
- `template<typename tc >`
`CImg< T > & draw_triangle` (const int x0, const int y0, const float z0, const int x1, const int y1, const float z1, const int x2, const int y2, const float z2, const `CImg< tc >` &texture, const int tx0, const int ty0, const int tx1, const int ty1, const int tx2, const int ty2, const float opacity=1, const float brightness=1)
Draw a 2D textured triangle, with perspective correction.
- `template<typename tc >`
`CImg< T > & draw_triangle` (`CImg< floatT >` &zbuffer, const int x0, const int y0, const float z0, const int x1, const int y1, const float z1, const int x2, const int y2, const float z2, const `CImg< tc >` &texture, const int tx0, const int ty0, const int tx1, const int ty1, const int tx2, const int ty2, const float opacity=1, const float brightness=1)
Draw a 2D textured triangle, with z-buffering and perspective correction.
- `template<typename tc , typename tl >`
`CImg< T > & draw_triangle` (const int x0, const int y0, const int x1, const int y1, const int x2, const int y2, const tc *const color, const `CImg< tl >` &light, const int lx0, const int ly0, const int lx1, const int ly1, const int lx2, const int ly2, const float opacity=1)
Draw a 2D Pseudo-Phong-shaded triangle.
- `template<typename tc , typename tl >`
`CImg< T > & draw_triangle` (const int x0, const int y0, const int x1, const int y1, const int x2, const int y2, const `CImg< tc >` &color, const `CImg< tl >` &light, const int lx0, const int ly0, const int lx1, const int ly1, const int lx2, const int ly2, const float opacity=1)
Draw a 2D Pseudo-Phong-shaded triangle.
- `template<typename tc , typename tl >`
`CImg< T > & draw_triangle` (`CImg< floatT >` &zbuffer, const int x0, const int y0, const float z0, const int x1, const int y1, const float z1, const int x2, const int y2, const float z2, const tc *const color, const `CImg< tl >` &light, const int lx0, const int ly0, const int lx1, const int ly1, const int lx2, const int ly2, const float opacity=1)
Draw a 2D Pseudo-Phong-shaded triangle, with z-buffering.
- `template<typename tc , typename tl >`
`CImg< T > & draw_triangle` (`CImg< floatT >` &zbuffer, const int x0, const int y0, const float z0, const int x1, const int y1, const float z1, const int x2, const int y2, const float z2, const `CImg< tc >` &color, const `CImg< tl >` &light, const int lx0, const int ly0, const int lx1, const int ly1, const int lx2, const int ly2, const float opacity=1)
Draw a 2D Pseudo-Phong-shaded triangle, with z-buffering.
- `template<typename tc >`
`CImg< T > & draw_triangle` (const int x0, const int y0, const int x1, const int y1, const int x2, const int y2, const `CImg< tc >` &texture, const int tx0, const int ty0, const int tx1, const int ty1, const int tx2, const int ty2, const float brightness0, const float brightness1, const float brightness2, const float opacity=1)
Draw a 2D Gouraud-shaded textured triangle.

- `template<typename tc >`
`CImg< T > & draw_triangle (const int x0, const int y0, const float z0, const int x1, const int y1, const float z1, const int x2, const int y2, const float z2, const CImg< tc > &texture, const int tx0, const int ty0, const int tx1, const int ty1, const int tx2, const int ty2, const float brightness0, const float brightness1, const float brightness2, const float opacity=1)`

Draw a 2D Gouraud-shaded textured triangle, with perspective correction.

- `template<typename tc >`
`CImg< T > & draw_triangle (CImg< floatT > &zbuffer, const int x0, const int y0, const float z0, const int x1, const int y1, const float z1, const int x2, const int y2, const float z2, const CImg< tc > &texture, const int tx0, const int ty0, const int tx1, const int ty1, const int tx2, const int ty2, const float brightness0, const float brightness1, const float brightness2, const float opacity=1)`

Draw a 2D Gouraud-shaded textured triangle, with z-buffering and perspective correction.

- `template<typename tc , typename tl >`
`CImg< T > & draw_triangle (const int x0, const int y0, const int x1, const int y1, const int x2, const int y2, const CImg< tc > &texture, const int tx0, const int ty0, const int tx1, const int ty1, const int tx2, const int ty2, const CImg< tl > &light, const int lx0, const int ly0, const int lx1, const int ly1, const int lx2, const int ly2, const float opacity=1)`

Draw a 2D Pseudo-Phong-shaded textured triangle.

- `template<typename tc , typename tl >`
`CImg< T > & draw_triangle (const int x0, const int y0, const float z0, const int x1, const int y1, const float z1, const int x2, const int y2, const float z2, const CImg< tc > &texture, const int tx0, const int ty0, const int tx1, const int ty1, const int tx2, const int ty2, const CImg< tl > &light, const int lx0, const int ly0, const int lx1, const int ly1, const int lx2, const int ly2, const float opacity=1)`

Draw a 2D Pseudo-Phong-shaded textured triangle, with perspective correction.

- `template<typename tc , typename tl >`
`CImg< T > & draw_triangle (CImg< floatT > &zbuffer, const int x0, const int y0, const float z0, const int x1, const int y1, const float z1, const int x2, const int y2, const float z2, const CImg< tc > &texture, const int tx0, const int ty0, const int tx1, const int ty1, const int tx2, const int ty2, const CImg< tl > &light, const int lx0, const int ly0, const int lx1, const int ly1, const int lx2, const int ly2, const float opacity=1)`

Draw a 2D Pseudo-Phong-shaded textured triangle, with z-buffering and perspective correction.

- `template<typename tc >`
`CImg< T > & draw_ellipse (const int x0, const int y0, const float r1, const float r2, const float angle, const *const color, const float opacity=1)`

Draw a filled ellipse.

- `template<typename tc >`
`CImg< T > & draw_ellipse (const int x0, const int y0, const float r1, const float r2, const float angle, const CImg< tc > &color, const float opacity=1)`

Draw a filled ellipse.

- `template<typename t , typename tc >`
`CImg< T > & draw_ellipse (const int x0, const int y0, const CImg< t > &tensor, const tc *const color, const float opacity=1)`

Draw a filled ellipse.

- `template<typename t , typename tc >`
`CImg< T > & draw_ellipse` (const int x0, const int y0, const `CImg< t >` &tensor, const `CImg< tc >` &color, const float opacity=1)
Draw a filled ellipse.
- `template<typename tc >`
`CImg< T > & draw_ellipse` (const int x0, const int y0, const float r1, const float r2, const float angle, const tc *const color, const float opacity, const unsigned int pattern)
Draw an outlined ellipse.
- `template<typename tc >`
`CImg< T > & draw_ellipse` (const int x0, const int y0, const float r1, const float r2, const float angle, const `CImg< tc >` &color, const float opacity, const unsigned int pattern)
Draw an outlined ellipse.
- `template<typename t , typename tc >`
`CImg< T > & draw_ellipse` (const int x0, const int y0, const `CImg< t >` &tensor, const tc *const color, const float opacity, const unsigned int pattern)
Draw an outlined ellipse.
- `template<typename t , typename tc >`
`CImg< T > & draw_ellipse` (const int x0, const int y0, const `CImg< t >` &tensor, const `CImg< tc >` &color, const float opacity, const unsigned int pattern)
Draw an outlined ellipse.
- `template<typename tc >`
`CImg< T > & draw_circle` (const int x0, const int y0, int radius, const tc *const color, const float opacity=1)
Draw a filled circle.
- `template<typename tc >`
`CImg< T > & draw_circle` (const int x0, const int y0, int radius, const `CImg< tc >` &color, const float opacity=1)
Draw a filled circle.
- `template<typename tc >`
`CImg< T > & draw_circle` (const int x0, const int y0, int radius, const tc *const color, const float opacity, const unsigned int)
Draw an outlined circle.
- `template<typename tc >`
`CImg< T > & draw_circle` (const int x0, const int y0, int radius, const `CImg< tc >` &color, const float opacity, const unsigned int pattern)
Draw an outlined circle.
- `template<typename tc1 , typename tc2 , typename t >`
`CImg< T > & draw_text` (const int x0, const int y0, const char *const text, const tc1 *const foreground_color, const tc2 *const background_color, const float opacity, const `CImgList< t >` &font,...)
Draw a text.

- `template<typename tc1 , typename tc2 , typename t >`
`CImg< T > & draw_text (const int x0, const int y0, const char *const text, const CImg< tc1 >`
`&foreground_color, const CImg< tc2 > &background_color, const float opacity, const CImgList<`
`t > &font,...)`
Draw a text.
- `template<typename tc , typename t >`
`CImg< T > & draw_text (const int x0, const int y0, const char *const text, const tc *const`
`foreground_color, const int background_color, const float opacity, const CImgList< t > &font,...)`
Draw a text.
- `template<typename tc , typename t >`
`CImg< T > & draw_text (const int x0, const int y0, const char *const text, const int foreground_`
`color, const tc *const background_color, const float opacity, const CImgList< t > &font,...)`
Draw a text.
- `template<typename tc1 , typename tc2 >`
`CImg< T > & draw_text (const int x0, const int y0, const char *const text, const tc1 *const`
`foreground_color, const tc2 *const background_color, const float opacity=1, const unsigned int`
`font_size=11,...)`
Draw a text.
- `template<typename tc1 , typename tc2 >`
`CImg< T > & draw_text (const int x0, const int y0, const char *const text, const CImg< tc1 >`
`&foreground_color, const CImg< tc2 > &background_color, const float opacity=1, const unsigned`
`int font_size=11,...)`
Draw a text.
- `template<typename tc >`
`CImg< T > & draw_text (const int x0, const int y0, const char *const text, const tc *const`
`foreground_color, const int background_color=0, const float opacity=1, const unsigned int font_`
`size=11,...)`
Draw a text.
- `template<typename tc >`
`CImg< T > & draw_text (const int x0, const int y0, const char *const text, const int foreground_`
`color, const tc *const background_color, const float opacity=1, const unsigned int font_size=11,...)`
Draw a text.
- `template<typename t1 , typename t2 >`
`CImg< T > & draw_quiver (const CImg< t1 > &flow, const t2 *const color, const float opacity=1,`
`const unsigned int sampling=25, const float factor=-20, const bool arrows=true, const unsigned int`
`pattern=~0U)`
Draw a vector field in the instance image, using a colormap.
- `template<typename t1 , typename t2 >`
`CImg< T > & draw_quiver (const CImg< t1 > &flow, const CImg< t2 > &color, const float`
`opacity=1, const unsigned int sampling=25, const float factor=-20, const bool arrows=true, const`
`unsigned int pattern=~0U)`
Draw a vector field in the instance image, using a colormap.

- `template<typename t , typename tc >`
`CImg< T > & draw_graph (const CImg< t > &data, const tc *const color, const float opacity=1, const unsigned int plot_type=1, const int vertex_type=1, const double ymin=0, const double ymax=0, const bool expand=false, const unsigned int pattern=~0U)`
Draw a 1D graph on the instance image.
- `template<typename t , typename tc >`
`CImg< T > & draw_graph (const CImg< t > &data, const CImg< tc > &color, const float opacity=1, const unsigned int plot_type=1, const unsigned int vertex_type=1, const double ymin=0, const double ymax=0, const bool expand=false, const unsigned int pattern=~0U)`
Draw a 1D graph on the instance image.
- `template<typename t , typename tc >`
`CImg< T > & draw_axis (const CImg< t > &xvalues, const int y, const tc *const color, const float opacity=1, const unsigned int pattern=~0U)`
Draw a labeled horizontal axis on the instance image.
- `template<typename t , typename tc >`
`CImg< T > & draw_axis (const CImg< t > &xvalues, const int y, const CImg< tc > &color, const float opacity=1, const unsigned int pattern=~0U)`
Draw a labeled horizontal axis on the instance image.
- `template<typename t , typename tc >`
`CImg< T > & draw_axis (const int x, const CImg< t > &yvalues, const tc *const color, const float opacity=1, const unsigned int pattern=~0U)`
Draw a labeled vertical axis on the instance image.
- `template<typename t , typename tc >`
`CImg< T > & draw_axis (const int x, const CImg< t > &yvalues, const CImg< tc > &color, const float opacity=1, const unsigned int pattern=~0U)`
Draw a labeled vertical axis on the instance image.
- `template<typename tx , typename ty , typename tc >`
`CImg< T > & draw_axis (const CImg< tx > &xvalues, const CImg< ty > &yvalues, const tc *const color, const float opacity=1, const unsigned int patternx=~0U, const unsigned int patterny=~0U)`
Draw a labeled horizontal+vertical axis on the instance image.
- `template<typename tx , typename ty , typename tc >`
`CImg< T > & draw_axis (const CImg< tx > &xvalues, const CImg< ty > &yvalues, const CImg< tc > &color, const float opacity=1, const unsigned int patternx=~0U, const unsigned int patterny=~0U)`
Draw a labeled horizontal+vertical axis on the instance image.
- `template<typename tc >`
`CImg< T > & draw_axis (const float x0, const float x1, const float y0, const float y1, const tc *const color, const float opacity=1, const int subdivisionx=-60, const int subdivisiony=-60, const float precisionx=0, const float precisiony=0, const unsigned int patternx=~0U, const unsigned int patterny=~0U)`
Draw a labeled horizontal+vertical axis on the instance image.

- `template<typename tc >`
`CImg< T > & draw_axis` (const float x0, const float x1, const float y0, const float y1, const `CImg< tc >` &color, const float opacity=1, const int subdivisionx=-60, const int subdivisiony=-60, const float precisionx=0, const float precisiony=0, const unsigned int patternx=~0U, const unsigned int patterny=~0U)

Draw a labeled horizontal+vertical axis on the instance image.

- `template<typename tx , typename ty , typename tc >`
`CImg< T > & draw_grid` (const `CImg< tx >` &xvalues, const `CImg< ty >` &yvalues, const tc *const color, const float opacity=1, const unsigned int patternx=~0U, const unsigned int patterny=~0U)

Draw grid.

- `template<typename tx , typename ty , typename tc >`
`CImg< T > & draw_grid` (const `CImg< tx >` &xvalues, const `CImg< ty >` &yvalues, const `CImg< tc >` &color, const float opacity=1, const unsigned int patternx=~0U, const unsigned int patterny=~0U)

Draw grid.

- `template<typename tc >`
`CImg< T > & draw_grid` (const float deltax, const float deltay, const float offsetx, const float offsety, const bool invertx, const bool inverty, const tc *const color, const float opacity=1, const unsigned int patternx=~0U, const unsigned int patterny=~0U)

Draw grid.

- `template<typename tc >`
`CImg< T > & draw_grid` (const float deltax, const float deltay, const float offsetx, const float offsety, const bool invertx, const bool inverty, const `CImg< tc >` &color, const float opacity=1, const unsigned int patternx=~0U, const unsigned int patterny=~0U)

Draw grid.

- `template<typename tc , typename t >`
`CImg< T > & draw_fill` (const int x, const int y, const int z, const tc *const color, const float opacity, `CImg< t >` ®ion, const float sigma=0, const bool high_connexity=false)

Draw a 3D filled region starting from a point (x,y,\ z) in the instance image.

- `template<typename tc , typename t >`
`CImg< T > & draw_fill` (const int x, const int y, const int z, const `CImg< tc >` &color, const float opacity, `CImg< t >` ®ion, const float sigma=0, const bool high_connexity=false)

Draw a 3D filled region starting from a point (x,y,\ z) in the instance image.

- `template<typename tc >`
`CImg< T > & draw_fill` (const int x, const int y, const int z, const tc *const color, const float opacity=1, const float sigma=0, const bool high_connexity=false)

Draw a 3D filled region starting from a point (x,y,\ z) in the instance image.

- `template<typename tc >`
`CImg< T > & draw_fill` (const int x, const int y, const int z, const `CImg< tc >` &color, const float opacity=1, const float sigma=0, const bool high_connexity=false)

Draw a 3D filled region starting from a point (x,y,\ z) in the instance image.

- `template<typename tc >`
`CImg< T > & draw_fill` (const int x, const int y, const tc *const color, const float opacity=1, const float sigma=0, const bool high_connexity=false)
Draw a 2D filled region starting from a point (x,y) in the instance image.
- `template<typename tc >`
`CImg< T > & draw_fill` (const int x, const int y, const CImg< tc > &color, const float opacity=1, const float sigma=0, const bool high_connexity=false)
Draw a 2D filled region starting from a point (x,y) in the instance image.
- `CImg< T > & draw_plasma` (const int x0, const int y0, const int x1, const int y1, const float alpha=1, const float beta=1, const float opacity=1)
Draw a plasma random texture.
- `CImg< T > & draw_plasma` (const float alpha=1, const float beta=1, const float opacity=1)
Draw a plasma random texture.
- `template<typename tc >`
`CImg< T > & draw_mandelbrot` (const int x0, const int y0, const int x1, const int y1, const CImg< tc > &color_palette, const float opacity=1, const double z0r=-2, const double z0i=-2, const double z1r=2, const double z1i=2, const unsigned int itermax=255, const bool normalized_iteration=false, const bool julia_set=false, const double paramr=0, const double parami=0)
Draw a quadratic Mandelbrot or Julia fractal set, computed using the Escape Time Algorithm.
- `template<typename tc >`
`CImg< T > & draw_mandelbrot` (const CImg< tc > &color_palette, const float opacity=1, const double z0r=-2, const double z0i=-2, const double z1r=2, const double z1i=2, const unsigned int itermax=255, const bool normalized_iteration=false, const bool julia_set=false, const double paramr=0, const double parami=0)
Draw a quadratic Mandelbrot or Julia fractal set, computed using the Escape Time Algorithm.
- `template<typename tc >`
`CImg< T > & draw_gaussian` (const float xc, const float sigma, const tc *const color, const float opacity=1)
Draw a 1D gaussian function in the instance image.
- `template<typename tc >`
`CImg< T > & draw_gaussian` (const float xc, const float sigma, const CImg< tc > &color, const float opacity=1)
Draw a 1D gaussian function in the instance image.
- `template<typename t , typename tc >`
`CImg< T > & draw_gaussian` (const float xc, const float yc, const CImg< t > &tensor, const tc *const color, const float opacity=1)
Draw an anisotropic 2D gaussian function.
- `template<typename t , typename tc >`
`CImg< T > & draw_gaussian` (const float xc, const float yc, const CImg< t > &tensor, const CImg< tc > &color, const float opacity=1)
Draw an anisotropic 2D gaussian function.

- `template<typename tc >`
`CImg< T > & draw_gaussian (const int xc, const int yc, const float r1, const float r2, const float ru, const float rv, const tc *const color, const float opacity=1)`
Draw an anisotropic 2D gaussian function.
- `template<typename tc >`
`CImg< T > & draw_gaussian (const int xc, const int yc, const float r1, const float r2, const float ru, const float rv, const CImg< tc > &color, const float opacity=1)`
Draw an anisotropic 2D gaussian function.
- `template<typename tc >`
`CImg< T > & draw_gaussian (const float xc, const float yc, const float sigma, const tc *const color, const float opacity=1)`
Draw an isotropic 2D gaussian function.
- `template<typename tc >`
`CImg< T > & draw_gaussian (const float xc, const float yc, const float sigma, const CImg< tc > &color, const float opacity=1)`
Draw an isotropic 2D gaussian function.
- `template<typename t , typename tc >`
`CImg< T > & draw_gaussian (const float xc, const float yc, const float zc, const CImg< t > &tensor, const tc *const color, const float opacity=1)`
Draw an anisotropic 3D gaussian function.
- `template<typename t , typename tc >`
`CImg< T > & draw_gaussian (const float xc, const float yc, const float zc, const CImg< t > &tensor, const CImg< tc > &color, const float opacity=1)`
Draw an anisotropic 3D gaussian function.
- `template<typename tc >`
`CImg< T > & draw_gaussian (const float xc, const float yc, const float zc, const float sigma, const tc *const color, const float opacity=1)`
Draw an isotropic 3D gaussian function.
- `template<typename tc >`
`CImg< T > & draw_gaussian (const float xc, const float yc, const float zc, const float sigma, const CImg< tc > &color, const float opacity=1)`
Draw an isotropic 3D gaussian function.
- `template<typename tp , typename tf , typename tc , typename to >`
`CImg< T > & draw_object3d (const float x0, const float y0, const float z0, const CImg< tp > &points, const CImgList< tf > &primitives, const CImgList< tc > &colors, const CImgList< to > &opacities, const unsigned int render_type=4, const bool double_sided=false, const float focal=500, const float lightx=0, const float lighty=0, const float lightz=-5000, const float specular_light=0.2f, const float specular_shine=0.1f, CImg< floatT > &zbuffer=cimg_library::CImg< floatT > ::empty())`
Draw a 3D object.
- `template<typename tp , typename tf , typename tc , typename to >`
`CImg< T > & draw_object3d (const float x0, const float y0, const float z0, const CImgList< tp > &points, const CImgList< tf > &primitives, const CImgList< tc > &colors, const CImgList<`

to > &opacities, const unsigned int render_type=4, const bool double_sided=false, const float focale=500, const float lightx=0, const float lighty=0, const float lightz=-5000, const float specular_light=0.2f, const float specular_shine=0.1f, CImg< floatT > &zbuffer=cimg_library::CImg< floatT >::empty())

Draw a 3D object.

- template<typename tp, typename tf, typename tc, typename to >
CImg< T > & draw_object3d (const float x0, const float y0, const float z0, const CImgList< tp > &points, const CImgList< tf > &primitives, const CImgList< tc > &colors, const CImg< to > &opacities, const unsigned int render_type=4, const bool double_sided=false, const float focale=500, const float lightx=0, const float lighty=0, const float lightz=-5000, const float specular_light=0.2f, const float specular_shine=0.1f, CImg< floatT > &zbuffer=cimg_library::CImg< floatT >::empty())

Draw a 3D object.

- template<typename tp, typename tf, typename tc, typename to >
CImg< T > & draw_object3d (const float x0, const float y0, const float z0, const CImgList< tp > &points, const CImgList< tf > &primitives, const CImgList< tc > &colors, const CImg< to > &opacities, const unsigned int render_type=4, const bool double_sided=false, const float focale=500, const float lightx=0, const float lighty=0, const float lightz=-5000, const float specular_light=0.2f, const float specular_shine=0.1f, CImg< floatT > &zbuffer=cimg_library::CImg< floatT >::empty())

Draw a 3D object.

- template<typename tp, typename tf, typename tc >
CImg< T > & draw_object3d (const float x0, const float y0, const float z0, const tp &points, const CImgList< tf > &primitives, const CImgList< tc > &colors, const unsigned int render_type=4, const bool double_sided=false, const float focale=500, const float lightx=0, const float lighty=0, const float lightz=-5000, const float specular_light=0.2f, const float specular_shine=0.1f, CImg< floatT > &zbuffer=cimg_library::CImg< floatT >::empty())

Draw a 3D object.

Image Filtering

- template<typename t >
CImg< T > & correlate (const CImg< t > &mask, const unsigned int cond=1, const bool weighted_correl=false)

Compute the correlation of the instance image by a mask.

- template<typename t >
CImg< typename cimg::superset2< T, t, float >::type > get_correlate (const CImg< t > &mask, const unsigned int cond=1, const bool weighted_correl=false) const

- template<typename t >
CImg< T > & convolve (const CImg< t > &mask, const unsigned int cond=1, const bool weighted_convolve=false)

Compute the convolution of the image by a mask.

- template<typename t >
CImg< typename cimg::superset2< T, t, float >::type > get_convolve (const CImg< t > &mask, const unsigned int cond=1, const bool weighted_convolve=false) const

- `template<typename t >`
`CImg< T > & erode (const CImg< t > &mask, const unsigned int cond=1, const bool weighted_erosion=false)`

Return the erosion of the image by a structuring element.

- `template<typename t >`
`CImg< typename cimg::superset< T, t >::type > get_erode (const CImg< t > &mask, const unsigned int cond=1, const bool weighted_erosion=false) const`
- `CImg< T > & erode (const unsigned int n, const unsigned int cond=1)`

Erode the image by a square structuring element of size n.

- `CImg< T > get_erode (const unsigned int n, const unsigned int cond=1) const`
- `template<typename t >`
`CImg< T > & dilate (const CImg< t > &mask, const unsigned int cond=1, const bool weighted_dilatation=false)`

Dilate the image by a structuring element.

- `template<typename t >`
`CImg< typename cimg::superset< T, t >::type > get_dilate (const CImg< t > &mask, const unsigned int cond=1, const bool weighted_dilatation=false) const`
- `CImg< T > & dilate (const unsigned int n, const unsigned int cond=1)`

Dilate the image by a square structuring element of size n.

- `CImg< T > get_dilate (const unsigned int n, const unsigned int cond=1) const`
- `CImg< T > & noise (const double sigma, const unsigned int noise_type=0)`

Add noise to the image.

- `CImg< T > get_noise (const double sigma, const unsigned int noise_type=0) const`
- `CImg< T > & deriche (const float sigma, const int order=0, const char axis='x', const bool cond=true)`

Compute the result of the Deriche filter.

- `CImg< Tfloat > get_deriche (const float sigma, const int order=0, const char axis='x', const bool cond=true) const`
- `CImg< T > & blur (const float sigmax, const float sigmay, const float sigmaz, const bool cond=true)`

Return a blurred version of the image, using a Canny-Deriche filter.

- `CImg< Tfloat > get_blur (const float sigmax, const float sigmay, const float sigmaz, const bool cond=true) const`
- `CImg< T > & blur (const float sigma, const bool cond=true)`

Return a blurred version of the image, using a Canny-Deriche filter.

- `CImg< Tfloat > get_blur (const float sigma, const bool cond=true) const`
- `template<typename t >`
`CImg< T > & blur_anisotropic (const CImg< t > &G, const float amplitude=60, const float dl=0.8f, const float da=30, const float gauss_prec=2, const unsigned int interpolation_type=0, const unsigned int fast_approx=1)`

Blur the image anisotropically following a field of diffusion tensors.

- `template<typename t>`
`CImg< T > get_blur_anisotropic` (const `CImg< t > &G`, const float amplitude=60, const float dl=0.8f, const float da=30, const float gauss_prec=2, const unsigned int interpolation_type=0, const unsigned int fast_approx=1) const
- `CImg< T > & edge_tensors` (const float sharpness=0.7f, const float anisotropy=0.3f, const float alpha=0.6f, const float sigma=1.1f, const bool is_sqrt=false)

Get a diffusion tensor for edge-preserving anisotropic smoothing of an image.

- `CImg< T > get_edge_tensors` (const float sharpness=0.7f, const float anisotropy=0.3f, const float alpha=0.6f, const float sigma=1.1f, const bool is_sqrt=false) const
- `CImg< T > & blur_anisotropic` (const float amplitude, const float sharpness=0.7f, const float anisotropy=0.3f, const float alpha=0.6f, const float sigma=1.1f, const float dl=0.8f, const float da=30, const float gauss_prec=2, const unsigned int interpolation_type=0, const unsigned int fast_approx=1)

Blur an image following in an anisotropic way.

- `CImg< T > get_blur_anisotropic` (const float amplitude, const float sharpness=0.7f, const float anisotropy=0.3f, const float alpha=0.6f, const float sigma=1.1f, const float dl=0.8f, const float da=30, const float gauss_prec=2, const unsigned int interpolation_type=0, const unsigned int fast_approx=1) const
- `CImg< T > & blur_bilateral` (const float sigma_x, const float sigma_y, const float sigma_z, const float sigma_r, const int bgrid_x, const int bgrid_y, const int bgrid_z, const int bgrid_r, const bool interpolation_type=true)

Blur an image using the bilateral filter.

- `CImg< T > get_blur_bilateral` (const float sigma_x, const float sigma_y, const float sigma_z, const float sigma_r, const int bgrid_x, const int bgrid_y, const int bgrid_z, const int bgrid_r, const bool interpolation_type=true) const
- `CImg< T > & blur_bilateral` (const float sigma_s, const float sigma_r, const int bgrid_s=-33, const int bgrid_r=32, const bool interpolation_type=true)

Blur an image using the bilateral filter.

- `CImg< T > get_blur_bilateral` (const float sigma_s, const float sigma_r, const int bgrid_s=-33, const int bgrid_r=32, const bool interpolation_type=true) const
- `CImg< T > & blur_patch` (const float sigma_s, const float sigma_p, const unsigned int patch_size=3, const unsigned int lookup_size=4, const float smoothness=0, const bool fast_approx=true)

Blur an image in its patch-based space.

- `CImg< T > get_blur_patch` (const float sigma_s, const float sigma_p, const unsigned int patch_size=3, const unsigned int lookup_size=4, const float smoothness=0, const bool fast_approx=true) const
- `CImgList< Tfloat > get_FFT` (const char axis, const bool invert=false) const

Compute the Fast Fourier Transform of an image (along a specified axis).

- `CImgList< Tfloat > get_FFT` (const bool invert=false) const

Compute the Fast Fourier Transform on an image.

- `CImg< T > & blur_median` (const unsigned int n)

Apply a median filter.

- `CImg< T > get_blur_median` (const unsigned int n)

- **CImg**< T > & **sharpen** (const float amplitude, const bool sharpen_type=false, const float edge=1, const float alpha=0, const float sigma=0)
Sharpen image using anisotropic shock filters or inverse diffusion.
- **CImg**< T > **get_sharpen** (const float amplitude, const bool sharpen_type=false, const float edge=1, const float alpha=0, const float sigma=0) const
- **CImg**< T > & **haar** (const char axis, const bool invert=false, const unsigned int nb_scales=1)
Compute the Haar multiscale wavelet transform (monodimensional version).
- **CImg**< Tfloat > **get_haar** (const char axis, const bool invert=false, const unsigned int nb_scales=1) const
- **CImg**< T > & **haar** (const bool invert=false, const unsigned int nb_scales=1)
Compute the Haar multiscale wavelet transform.
- **CImg**< Tfloat > **get_haar** (const bool invert=false, const unsigned int nb_scales=1) const
- **CImg**< T > & **displacement_field** (const **CImg**< T > &target, const float smooth=0.1f, const float precision=0.1f, const unsigned int nb_scales=0, const unsigned int itermax=1000, const bool backward=true)
Estimate a displacement field between instance image and given target image.
- **CImg**< Tfloat > **get_displacement_field** (const **CImg**< T > &target, const float smoothness=0.1f, const float precision=0.1f, const unsigned int nb_scales=0, const unsigned int itermax=1000, const bool backward=true) const

Matrix and Vectors

- **CImg**< T > **get_vector_at** (const unsigned int x, const unsigned int y=0, const unsigned int z=0) const
Return a new image corresponding to the vector located at (x,y,z) of the current vector-valued image.
- template<typename t >
CImg< T > & **set_vector_at** (const **CImg**< t > &vec, const unsigned int x, const unsigned int y=0, const unsigned int z=0)
Set the image vec as the vector valued pixel located at (x,y,z) of the current vector-valued image.
- **CImg**< T > **get_matrix_at** (const unsigned int x=0, const unsigned int y=0, const unsigned int z=0) const
Return a new image corresponding to the square matrix located at (x,y,z) of the current vector-valued image.
- template<typename t >
CImg< T > & **set_matrix_at** (const **CImg**< t > &mat, const unsigned int x=0, const unsigned int y=0, const unsigned int z=0)
Set the image vec as the square matrix-valued pixel located at (x,y,z) of the current vector-valued image.
- **CImg**< T > **get_tensor_at** (const unsigned int x, const unsigned int y=0, const unsigned int z=0) const
Return a new image corresponding to the diffusion tensor located at (x,y,z) of the current vector-valued image.

- `template<typename t>`
`CImg< T > & set_tensor_at` (const `CImg< t >` &ten, const unsigned int x=0, const unsigned int y=0, const unsigned int z=0)
Set the image `vec` as the tensor valued pixel located at (x,y,z) of the current vector-valued image.
- `CImg< T > & vector` ()
Unroll all images values into a one-column vector.
- `CImg< T > get_vector` () const
- `CImg< T > & matrix` ()
Realign pixel values of the instance image as a square matrix.
- `CImg< T > get_matrix` () const
- `CImg< T > & tensor` ()
Realign pixel values of the instance image as a symmetric tensor.
- `CImg< T > get_tensor` () const
- `CImg< T > & unroll` (const char axis)
Unroll all images values into specified axis.
- `CImg< T > get_unroll` (const char axis) const
- `CImg< T > & diagonal` ()
Get a diagonal matrix, whose diagonal coefficients are the coefficients of the input image.
- `CImg< T > get_diagonal` () const
- `CImg< T > & identity_matrix` ()
Get an identity matrix having same dimension than instance image.
- `CImg< T > get_identity_matrix` () const
- `CImg< T > & sequence` (const T a0, const T a1)
Return a N-numbered sequence vector from a0 to a1.
- `CImg< T > get_sequence` (const T a0, const T a1) const
- `CImg< T > & transpose` ()
Transpose the current matrix.
- `CImg< T > get_transpose` () const
- `CImg< T > & invert` (const bool use_LU=true)
Invert the current matrix.
- `CImg< Tfloat > get_invert` (const bool use_LU=true) const
- `CImg< T > & pseudoinvert` ()
Compute the pseudo-inverse (Moore-Penrose) of the matrix.
- `CImg< Tfloat > get_pseudoinvert` () const
- `template<typename t>`
`CImg< T > & cross` (const `CImg< t >` &img)
Compute the cross product between two 3d vectors.

- `template<typename t >`
`CImg< typename cimng::superset< T, t >::type > get_cross (const CImg< t > &img) const`
- `template<typename t >`
`CImg< T > & solve (const CImg< t > &A)`
*Solve a linear system $AX=B$ where $B=*this$.*
- `template<typename t >`
`CImg< typename cimng::superset2< T, t, float >::type > get_solve (const CImg< t > &A) const`
- `template<typename t >`
`CImg< T > & solve_tridiagonal (const CImg< t > &a, const CImg< t > &b, const CImg< t > &c)`
*Solve a linear system $AX=B$ where $B=*this$ and A is a tridiagonal matrix $A = [b0,c0,0,...; a1,b1,c1,0,... ; ... ; ...,0,aN,bN]$.*
- `template<typename t >`
`CImg< typename cimng::superset2< T, t, float >::type > get_solve_tridiagonal (const CImg< t > &a, const CImg< t > &b, const CImg< t > &c) const`
- `template<typename t >`
`CImg< T > & sort (CImg< t > &permutations, const bool increasing=true)`
Sort values of a vector and get permutations.
- `template<typename t >`
`CImg< T > get_sort (CImg< t > &permutations, const bool increasing=true) const`
- `CImg< T > & sort (const bool increasing=true)`
- `CImg< T > get_sort (const bool increasing=true) const`
- `template<typename t >`
`CImg< T > & permute (const CImg< t > &permutation)`
Get a permutation of the pixels.
- `template<typename t >`
`CImg< T > get_permute (const CImg< t > &permutation) const`
- `template<typename t >`
`const CImg< T > & SVD (CImg< t > &U, CImg< t > &S, CImg< t > &V, const bool sorting=true, const unsigned int max_iter=40, const float lambda=0) const`
Compute the SVD of a general matrix.
- `template<typename t >`
`const CImg< T > & SVD (CImgList< t > &USV) const`
Compute the SVD of a general matrix.
- `CImgList< Tfloat > get_SVD (const bool sorting=true) const`
Compute the SVD of a general matrix.
- `template<typename t >`
`const CImg< T > & eigen (CImg< t > &val, CImg< t > &vec) const`
Compute the eigenvalues and eigenvectors of a matrix.
- `CImgList< Tfloat > get_eigen () const`
Compute the eigenvalues and eigenvectors of a matrix.

- `template<typename t>`
`const CImg< T > & symmetric_eigen (CImg< t > &val, CImg< t > &vec) const`
Compute the eigenvalues and eigenvectors of a symmetric matrix.
- `CImgList< Tfloat > get_symmetric_eigen () const`
Compute the eigenvalues and eigenvectors of a symmetric matrix.
- `static CImg< T > vector (const T &a0)`
Return a vector with specified coefficients.
- `static CImg< T > vector (const T &a0, const T &a1)`
Return a vector with specified coefficients.
- `static CImg< T > vector (const T &a0, const T &a1, const T &a2)`
Return a vector with specified coefficients.
- `static CImg< T > vector (const T &a0, const T &a1, const T &a2, const T &a3)`
Return a vector with specified coefficients.
- `static CImg< T > vector (const T &a0, const T &a1, const T &a2, const T &a3, const T &a4)`
Return a vector with specified coefficients.
- `static CImg< T > vector (const T &a0, const T &a1, const T &a2, const T &a3, const T &a4, const T &a5)`
Return a vector with specified coefficients.
- `static CImg< T > vector (const T &a0, const T &a1, const T &a2, const T &a3, const T &a4, const T &a5, const T &a6)`
Return a vector with specified coefficients.
- `static CImg< T > vector (const T &a0, const T &a1, const T &a2, const T &a3, const T &a4, const T &a5, const T &a6, const T &a7)`
Return a vector with specified coefficients.
- `static CImg< T > vector (const T &a0, const T &a1, const T &a2, const T &a3, const T &a4, const T &a5, const T &a6, const T &a7, const T &a8)`
Return a vector with specified coefficients.
- `static CImg< T > vector (const T &a0, const T &a1, const T &a2, const T &a3, const T &a4, const T &a5, const T &a6, const T &a7, const T &a8, const T &a9)`
Return a vector with specified coefficients.
- `static CImg< T > vector (const T &a0, const T &a1, const T &a2, const T &a3, const T &a4, const T &a5, const T &a6, const T &a7, const T &a8, const T &a9, const T &a10)`
Return a vector with specified coefficients.
- `static CImg< T > vector (const T &a0, const T &a1, const T &a2, const T &a3, const T &a4, const T &a5, const T &a6, const T &a7, const T &a8, const T &a9, const T &a10, const T &a11)`
Return a vector with specified coefficients.

- static `Clmg< T > vector` (const T &a0, const T &a1, const T &a2, const T &a3, const T &a4, const T &a5, const T &a6, const T &a7, const T &a8, const T &a9, const T &a10, const T &a11, const T &a12)

Return a vector with specified coefficients.

- static `Clmg< T > vector` (const T &a0, const T &a1, const T &a2, const T &a3, const T &a4, const T &a5, const T &a6, const T &a7, const T &a8, const T &a9, const T &a10, const T &a11, const T &a12, const T &a13)

Return a vector with specified coefficients.

- static `Clmg< T > vector` (const T &a0, const T &a1, const T &a2, const T &a3, const T &a4, const T &a5, const T &a6, const T &a7, const T &a8, const T &a9, const T &a10, const T &a11, const T &a12, const T &a13, const T &a14)

Return a vector with specified coefficients.

- static `Clmg< T > vector` (const T &a0, const T &a1, const T &a2, const T &a3, const T &a4, const T &a5, const T &a6, const T &a7, const T &a8, const T &a9, const T &a10, const T &a11, const T &a12, const T &a13, const T &a14, const T &a15)

Return a vector with specified coefficients.

- static `Clmg< T > matrix` (const T &a0)

Return a 1x1 square matrix with specified coefficients.

- static `Clmg< T > matrix` (const T &a0, const T &a1, const T &a2, const T &a3)

Return a 2x2 square matrix with specified coefficients.

- static `Clmg< T > matrix` (const T &a0, const T &a1, const T &a2, const T &a3, const T &a4, const T &a5, const T &a6, const T &a7, const T &a8)

Return a 3x3 square matrix with specified coefficients.

- static `Clmg< T > matrix` (const T &a0, const T &a1, const T &a2, const T &a3, const T &a4, const T &a5, const T &a6, const T &a7, const T &a8, const T &a9, const T &a10, const T &a11, const T &a12, const T &a13, const T &a14, const T &a15)

Return a 4x4 square matrix with specified coefficients.

- static `Clmg< T > matrix` (const T &a0, const T &a1, const T &a2, const T &a3, const T &a4, const T &a5, const T &a6, const T &a7, const T &a8, const T &a9, const T &a10, const T &a11, const T &a12, const T &a13, const T &a14, const T &a15, const T &a16, const T &a17, const T &a18, const T &a19, const T &a20, const T &a21, const T &a22, const T &a23, const T &a24)

Return a 5x5 square matrix with specified coefficients.

- static `Clmg< T > tensor` (const T &a1)

Return a 1x1 symmetric matrix with specified coefficients.

- static `Clmg< T > tensor` (const T &a1, const T &a2, const T &a3)

Return a 2x2 symmetric matrix tensor with specified coefficients.

- static `Clmg< T > tensor` (const T &a1, const T &a2, const T &a3, const T &a4, const T &a5, const T &a6)

Return a 3x3 symmetric matrix with specified coefficients.

- static `CImg< T > diagonal` (const T &a0)
Return a 1x1 diagonal matrix with specified coefficients.
- static `CImg< T > diagonal` (const T &a0, const T &a1)
Return a 2x2 diagonal matrix with specified coefficients.
- static `CImg< T > diagonal` (const T &a0, const T &a1, const T &a2)
Return a 3x3 diagonal matrix with specified coefficients.
- static `CImg< T > diagonal` (const T &a0, const T &a1, const T &a2, const T &a3)
Return a 4x4 diagonal matrix with specified coefficients.
- static `CImg< T > diagonal` (const T &a0, const T &a1, const T &a2, const T &a3, const T &a4)
Return a 5x5 diagonal matrix with specified coefficients.
- static `CImg< T > identity_matrix` (const unsigned int N)
Return a NxN identity matrix.
- static `CImg< T > sequence` (const unsigned int N, const T a0, const T a1)
Return a N-numbered sequence vector from a0 to a1.
- static `CImg< T > rotation_matrix` (const float x, const float y, const float z, const float w, const bool quaternion_data=false)
Return a 3x3 rotation matrix along the (x,y,z)-axis with an angle w.

Display

- const `CImg< T > & display` (CImgDisplay &disp) const
Display an image into a CImgDisplay window.
- const `CImg< T > & display` (CImgDisplay &disp, const bool display_info) const
Display an image in a window with a title title, and wait a 'is_closed' or 'keyboard' event.
- const `CImg< T > & display` (const char *const title=0, const bool display_info=true) const
Display an image in a window with a title title, and wait a 'is_closed' or 'keyboard' event.
- `CImg< T > & select` (CImgDisplay &disp, const int select_type=2, unsigned int *const XYZ=0, const unsigned char *const color=0)
Simple interface to select a shape from an image.
- `CImg< T > & select` (const char *const title, const int select_type=2, unsigned int *const XYZ=0, const unsigned char *const color=0)
Simple interface to select a shape from an image.
- `CImg< intT > get_select` (CImgDisplay &disp, const int select_type=2, unsigned int *const XYZ=0, const unsigned char *const color=0) const
Simple interface to select a shape from an image.

- `CImg< intT > get_select` (const char *const title, const int select_type=2, unsigned int *const XYZ=0, const unsigned char *const color=0) const

Simple interface to select a shape from an image.

- `template<typename tp, typename tf, typename tc, typename to >`
`const CImg< T > & display_object3d` (CImgDisplay &disp, const CImg< tp > &points, const CImgList< tf > &primitives, const CImgList< tc > &colors, const to &opacities, const bool centering=true, const int render_static=4, const int render_motion=1, const bool double_sided=false, const float focale=500, const float specular_light=0.2f, const float specular_shine=0.1f, const bool display_axes=true, float *const pose_matrix=0) const

High-level interface for displaying a 3d object.

- `template<typename tp, typename tf, typename tc, typename to >`
`const CImg< T > & display_object3d` (const char *const title, const CImg< tp > &points, const CImgList< tf > &primitives, const CImgList< tc > &colors, const to &opacities, const bool centering=true, const int render_static=4, const int render_motion=1, const bool double_sided=false, const float focale=500, const float specular_light=0.2f, const float specular_shine=0.1f, const bool display_axes=true, float *const pose_matrix=0) const

High-level interface for displaying a 3d object.

- `template<typename tp, typename tf, typename tc, typename to >`
`const CImg< T > & display_object3d` (CImgDisplay &disp, const CImgList< tp > &points, const CImgList< tf > &primitives, const CImgList< tc > &colors, const to &opacities, const bool centering=true, const int render_static=4, const int render_motion=1, const bool double_sided=false, const float focale=500, const float specular_light=0.2f, const float specular_shine=0.1f, const bool display_axes=true, float *const pose_matrix=0) const

High-level interface for displaying a 3d object.

- `template<typename tp, typename tf, typename tc, typename to >`
`const CImg< T > & display_object3d` (const char *const title, const CImgList< tp > &points, const CImgList< tf > &primitives, const CImgList< tc > &colors, const to &opacities, const bool centering=true, const int render_static=4, const int render_motion=1, const bool double_sided=false, const float focale=500, const float specular_light=0.2f, const float specular_shine=0.1f, const bool display_axes=true, float *const pose_matrix=0) const

High-level interface for displaying a 3d object.

- `template<typename tp, typename tf, typename tc >`
`const CImg< T > & display_object3d` (CImgDisplay &disp, const tp &points, const CImgList< tf > &primitives, const CImgList< tc > &colors, const bool centering=true, const int render_static=4, const int render_motion=1, const bool double_sided=false, const float focale=500, const float specular_light=0.2f, const float specular_shine=0.1f, const bool display_axes=true, float *const pose_matrix=0) const

High-level interface for displaying a 3d object.

- `template<typename tp, typename tf, typename tc >`
`const CImg< T > & display_object3d` (const char *const title, const tp &points, const CImgList< tf > &primitives, const CImgList< tc > &colors, const bool centering=true, const int render_static=4, const int render_motion=1, const bool double_sided=false, const float focale=500, const float specular_light=0.2f, const float specular_shine=0.1f, const bool display_axes=true, float *const pose_matrix=0) const

High-level interface for displaying a 3d object.

- `template<typename tp, typename tf>`
`const CImg< T > & display_object3d (CImgDisplay &disp, const tp &points, const CImgList<`
`tf > &primitives, const bool centering=true, const int render_static=4, const int render_motion=1,`
`const bool double_sided=false, const float focale=500, const float specular_light=0.2f, const float`
`specular_shine=0.1f, const bool display_axes=true, float *const pose_matrix=0) const`
High-level interface for displaying a 3d object.
- `template<typename tp, typename tf>`
`const CImg< T > & display_object3d (const char *const title, const tp &points, const CImgList<`
`tf > &primitives, const bool centering=true, const int render_static=4, const int render_motion=1,`
`const bool double_sided=false, const float focale=500, const float specular_light=0.2f, const float`
`specular_shine=0.1f, const bool display_axes=true, float *const pose_matrix=0) const`
High-level interface for displaying a 3d object.
- `template<typename tp>`
`const CImg< T > & display_object3d (CImgDisplay &disp, const tp &points, const bool cen-`
`tering=true, const int render_static=4, const int render_motion=1, const bool double_sided=false,`
`const float focale=500, const float specular_light=0.2f, const float specular_shine=0.1f, const bool`
`display_axes=true, float *const pose_matrix=0) const`
High-level interface for displaying a 3d object.
- `template<typename tp>`
`const CImg< T > & display_object3d (const char *const title, const tp &points, const bool cen-`
`tering=true, const int render_static=4, const int render_motion=1, const bool double_sided=false,`
`const float focale=500, const float specular_light=0.2f, const float specular_shine=0.1f, const bool`
`display_axes=true, float *const pose_matrix=0) const`
High-level interface for displaying a 3d object.
- `const CImg< T > & display_graph (CImgDisplay &disp, const unsigned int plot_type=1, const`
`unsigned int vertex_type=1, const char *const labelx=0, const double xmin=0, const double xmax=0,`
`const char *const labely=0, const double ymin=0, const double ymax=0) const`
High-level interface for displaying a graph.
- `const CImg< T > & display_graph (const char *const title=0, const unsigned int plot_type=1, const`
`unsigned int vertex_type=1, const char *const labelx=0, const double xmin=0, const double xmax=0,`
`const char *const labely=0, const double ymin=0, const double ymax=0) const`
High-level interface for displaying a graph.
- `CImg< intT > get_select_graph (CImgDisplay &disp, const unsigned int plot_type=1, const un-`
`signed int vertex_type=1, const char *const labelx=0, const double xmin=0, const double xmax=0,`
`const char *const labely=0, const double ymin=0, const double ymax=0) const`
Select sub-graph in a graph.

Image File Loading

- `CImg< T > & load (const char *const filename)`
Load an image from a file.
- `CImg< T > & load_ascii (const char *const filename)`

Load an image from an ASCII file.

- `CImg< T > & load_ascii (std::FILE *const file)`

Load an image from an ASCII file.

- `CImg< T > & load_dlm (const char *const filename)`

Load an image from a DLM file.

- `CImg< T > & load_dlm (std::FILE *const file)`

Load an image from a DLM file.

- `CImg< T > & load_bmp (const char *const filename)`

Load an image from a BMP file.

- `CImg< T > & load_bmp (std::FILE *const file)`

Load an image from a BMP file.

- `CImg< T > & load_jpeg (const char *const filename)`

Load an image from a JPEG file.

- `CImg< T > & load_jpeg (std::FILE *const file)`

Load an image from a JPEG file.

- `CImg< T > & load_magick (const char *const filename)`

Load an image from a file, using Magick++ library.

- `CImg< T > & load_png (const char *const filename)`

Load an image from a PNG file.

- `CImg< T > & load_png (std::FILE *const file)`

Load an image from a PNG file.

- `CImg< T > & load_pnm (const char *const filename)`

Load an image from a PNM file.

- `CImg< T > & load_pnm (std::FILE *const file)`

Load an image from a PNM file.

- `CImg< T > & load_rgb (const char *const filename, const unsigned int dimw, const unsigned int dimh=1)`

Load an image from a RGB file.

- `CImg< T > & load_rgb (std::FILE *const file, const unsigned int dimw, const unsigned int dimh=1)`

Load an image from a RGB file.

- `CImg< T > & load_rgba (const char *const filename, const unsigned int dimw, const unsigned int dimh=1)`

Load an image from a RGBA file.

- `CImg< T > & load_rgba` (std::FILE *const file, const unsigned int dimw, const unsigned int dimh=1)

Load an image from a RGBA file.

- `CImg< T > & load_tiff` (const char *const filename, const unsigned int first_frame=0, const unsigned int last_frame=~0U, const unsigned int step_frame=1)

Load an image from a TIFF file.

- `CImg< T > & load_analyze` (const char *const filename, float *const voxsize=0)

Load an image from an ANALYZE7.5/NIFTI file.

- `CImg< T > & load_analyze` (std::FILE *const file, float *const voxsize=0)

Load an image from an ANALYZE7.5/NIFTI file.

- `CImg< T > & load_cimg` (const char *const filename, const char axis='z', const char align='p')

Load an image (list) from a .cimg file.

- `CImg< T > & load_cimg` (std::FILE *const file, const char axis='z', const char align='p')

Load an image (list) from a .cimg file.

- `CImg< T > & load_cimg` (const char *const filename, const unsigned int n0, const unsigned int n1, const unsigned int x0, const unsigned int y0, const unsigned int z0, const unsigned int v0, const unsigned int x1, const unsigned int y1, const unsigned int z1, const unsigned int v1, const char axis='z', const char align='p')

Load a sub-image (list) from a .cimg file.

- `CImg< T > & load_cimg` (std::FILE *const file, const unsigned int n0, const unsigned int n1, const unsigned int x0, const unsigned int y0, const unsigned int z0, const unsigned int v0, const unsigned int x1, const unsigned int y1, const unsigned int z1, const unsigned int v1, const char axis='z', const char align='p')

Load a sub-image (list) from a non-compressed .cimg file.

- `CImg< T > & load_inr` (const char *const filename, float *const voxsize=0)

Load an image from an INRIMAGE-4 file.

- `CImg< T > & load_inr` (std::FILE *const file, float *const voxsize=0)

Load an image from an INRIMAGE-4 file.

- `CImg< T > & load_pandore` (const char *const filename)

Load an image from a PANDORE file.

- `CImg< T > & load_pandore` (std::FILE *const file)

Load an image from a PANDORE file.

- `CImg< T > & load_parrec` (const char *const filename, const char axis='v', const char align='p')

Load an image from a PAR-REC (Philips) file.

- `CImg< T > & load_raw` (const char *const filename, const unsigned int sizex, const unsigned int sizey=1, const unsigned int sizez=1, const unsigned int sizev=1, const bool multiplexed=false, const bool invert_endianness=false)

Load an image from a .RAW file.

- `CImg< T > & load_raw` (std::FILE *const file, const unsigned int sizex, const unsigned int sizey=1, const unsigned int sizez=1, const unsigned int sizev=1, const bool multiplexed=false, const bool invert_endianness=false)

Load an image from a .RAW file.

- `CImg< T > & load_ffmpeg` (const char *const filename, const unsigned int first_frame=0, const unsigned int last_frame=~0U, const unsigned int step_frame=1, const bool pixel_format=true, const bool resume=false, const char axis='z', const char align='p')

Load a video sequence using FFMPEG av's libraries.

- `CImg< T > & load_yuv` (const char *const filename, const unsigned int sizex, const unsigned int sizey=1, const unsigned int first_frame=0, const unsigned int last_frame=~0U, const unsigned int step_frame=1, const bool yuv2rgb=true, const char axis='z', const char align='p')

Load an image sequence from a YUV file.

- `CImg< T > & load_yuv` (std::FILE *const file, const unsigned int sizex, const unsigned int sizey=1, const unsigned int first_frame=0, const unsigned int last_frame=~0U, const unsigned int step_frame=1, const bool yuv2rgb=true, const char axis='z', const char align='p')

Load an image sequence from a YUV file.

- `template<typename tf, typename tc >`

`CImg< T > & load_off` (const char *const filename, `CImgList< tf > &primitives`, `CImgList< tc > &colors`, const bool invert_faces=false)

Load a 3D object from a .OFF file.

- `template<typename tf, typename tc >`

`CImg< T > & load_off` (std::FILE *const file, `CImgList< tf > &primitives`, `CImgList< tc > &colors`, const bool invert_faces=false)

Load a 3D object from a .OFF file.

- `CImg< T > & load_ffmpeg_external` (const char *const filename, const char axis='z', const char align='p')

Load a video sequence using FFMPEG's external tool 'ffmpeg'.

- `CImg< T > & load_graphicsmagick_external` (const char *const filename)

Load an image using GraphicsMagick's external tool 'gm'.

- `CImg< T > & load_gzip_external` (const char *const filename)

Load a gzipped image file, using external tool 'gunzip'.

- `CImg< T > & load_imagemagick_external` (const char *const filename)

Load an image using ImageMagick's external tool 'convert'.

- `CImg< T > & load_medcon_external` (const char *const filename)

Load a DICOM image file, using XMedcon's external tool 'medcon'.

- `CImg< T > & load_dcraw_external` (const char *const filename)

Load a RAW Color Camera image file, using external tool 'dcraw'.

- `CImg< T > & load_other` (const char *const filename)

Load an image using ImageMagick's or GraphicsMagick's executables.

- static `CImg< T > get_load` (const char *const filename)
- static `CImg< T > get_load_ascii` (const char *const filename)
- static `CImg< T > get_load_ascii` (std::FILE *const file)
- static `CImg< T > get_load_dlm` (const char *const filename)
- static `CImg< T > get_load_dlm` (std::FILE *const file)
- static `CImg< T > get_load_bmp` (const char *const filename)
- static `CImg< T > get_load_bmp` (std::FILE *const file)
- static `CImg< T > get_load_jpeg` (const char *const filename)
- static `CImg< T > get_load_jpeg` (std::FILE *const file)
- static `CImg< T > get_load_magick` (const char *const filename)
- static `CImg< T > get_load_png` (const char *const filename)
- static `CImg< T > get_load_png` (std::FILE *const file)
- static `CImg< T > get_load_pnm` (const char *const filename)
- static `CImg< T > get_load_pnm` (std::FILE *const file)
- static `CImg< T > get_load_rgb` (const char *const filename, const unsigned int dimw, const unsigned int dimh=1)
- static `CImg< T > get_load_rgb` (std::FILE *const file, const unsigned int dimw, const unsigned int dimh=1)
- static `CImg< T > get_load_rgba` (const char *const filename, const unsigned int dimw, const unsigned int dimh=1)
- static `CImg< T > get_load_rgba` (std::FILE *const file, const unsigned int dimw, const unsigned int dimh=1)
- static `CImg< T > get_load_tiff` (const char *const filename, const unsigned int first_frame=0, const unsigned int last_frame=~0U, const unsigned int step_frame=1)
- static `CImg< T > get_load_analyze` (const char *const filename, float *const voysize=0)
- static `CImg< T > get_load_analyze` (std::FILE *const file, float *const voysize=0)
- static `CImg< T > get_load_cimg` (const char *const filename, const char axis='z', const char align='p')
- static `CImg< T > get_load_cimg` (std::FILE *const file, const char axis='z', const char align='p')
- static `CImg< T > get_load_cimg` (const char *const filename, const unsigned int n0, const unsigned int n1, const unsigned int x0, const unsigned int y0, const unsigned int z0, const unsigned int v0, const unsigned int x1, const unsigned int y1, const unsigned int z1, const unsigned int v1, const char axis='z', const char align='p')
- static `CImg< T > get_load_cimg` (std::FILE *const file, const unsigned int n0, const unsigned int n1, const unsigned int x0, const unsigned int y0, const unsigned int z0, const unsigned int v0, const unsigned int x1, const unsigned int y1, const unsigned int z1, const unsigned int v1, const char axis='z', const char align='p')
- static `CImg< T > get_load_inr` (const char *const filename, float *const voysize=0)
- static `CImg< T > get_load_inr` (std::FILE *const file, float *const voysize=0)
- static `CImg< T > get_load_pandore` (const char *const filename)
- static `CImg< T > get_load_pandore` (std::FILE *const file)
- static `CImg< T > get_load_parrec` (const char *const filename, const char axis='v', const char align='p')
- static `CImg< T > get_load_raw` (const char *const filename, const unsigned int sizex, const unsigned int sizey=1, const unsigned int sizez=1, const unsigned int sizev=1, const bool multiplexed=false, const bool invert_endianness=false)
- static `CImg< T > get_load_raw` (std::FILE *const file, const unsigned int sizex, const unsigned int sizey=1, const unsigned int sizez=1, const unsigned int sizev=1, const bool multiplexed=false, const bool invert_endianness=false)

- static `CImg< T > get_load_ffmpeg` (const char *const filename, const unsigned int first_frame=0, const unsigned int last_frame=~0U, const unsigned int step_frame=1, const bool pixel_format=true, const bool resume=false, const char axis='z', const char align='p')
- static `CImg< T > get_load_yuv` (const char *const filename, const unsigned int sizex, const unsigned int sizey=1, const unsigned int first_frame=0, const unsigned int last_frame=~0U, const unsigned int step_frame=1, const bool yuv2rgb=true, const char axis='z', const char align='p')
- static `CImg< T > get_load_yuv` (std::FILE *const file, const unsigned int sizex, const unsigned int sizey=1, const unsigned int first_frame=0, const unsigned int last_frame=~0U, const unsigned int step_frame=1, const bool yuv2rgb=true, const char axis='z', const char align='p')
- template<typename tf, typename tc >
static `CImg< T > get_load_off` (const char *const filename, `CImgList< tf >` &primitives, `CImgList< tc >` &colors, const bool invert_faces=false)
- template<typename tf, typename tc >
static `CImg< T > get_load_off` (std::FILE *const file, `CImgList< tf >` &primitives, `CImgList< tc >` &colors, const bool invert_faces=false)
- static `CImg< T > get_load_ffmpeg_external` (const char *const filename, const char axis='z', const char align='p')
- static `CImg< T > get_load_graphicsmagick_external` (const char *const filename)
- static `CImg< T > get_load_gzip_external` (const char *const filename)
- static `CImg< T > get_load_imagemagick_external` (const char *const filename)
- static `CImg< T > get_load_medcon_external` (const char *const filename)
- static `CImg< T > get_load_dcraw_external` (const char *const filename)
- static `CImg< T > get_load_other` (const char *const filename)

Image File Saving

- const `CImg< T > & save` (const char *const filename, const int number=-1) const
Save the image as a file.
- const `CImg< T > & save_ascii` (const char *const filename) const
Save the image as an ASCII file (ASCII Raw + simple header).
- const `CImg< T > & save_ascii` (std::FILE *const file) const
Save the image as an ASCII file (ASCII Raw + simple header).
- const `CImg< T > & save_cpp` (const char *const filename) const
Save the image as a CPP source file.
- const `CImg< T > & save_cpp` (std::FILE *const file) const
Save the image as a CPP source file.
- const `CImg< T > & save_dlm` (const char *const filename) const
Save the image as a DLM file.
- const `CImg< T > & save_dlm` (std::FILE *const file) const
Save the image as a DLM file.
- const `CImg< T > & save_bmp` (const char *const filename) const
Save the image as a BMP file.

- `const CImg< T > & save_bmp (std::FILE *const file) const`
Save the image as a BMP file.
- `const CImg< T > & save_jpeg (const char *const filename, const unsigned int quality=100) const`
Save a file in JPEG format.
- `const CImg< T > & save_jpeg (std::FILE *const file, const unsigned int quality=100) const`
Save a file in JPEG format.
- `const CImg< T > & save_magick (const char *const filename, const unsigned int bytes_per_pixel=0) const`
Save the image using built-in ImageMagick++ library.
- `const CImg< T > & save_png (const char *const filename, const unsigned int bytes_per_pixel=0) const`
Save a file in PNG format.
- `const CImg< T > & save_png (std::FILE *const file, const unsigned int bytes_per_pixel=0) const`
Save a file in PNG format.
- `const CImg< T > & save_pnm (const char *const filename, const unsigned int bytes_per_pixel=0) const`
Save the image as a PNM file.
- `const CImg< T > & save_pnm (std::FILE *const file, const unsigned int bytes_per_pixel=0) const`
Save the image as a PNM file.
- `const CImg< T > & save_rgb (const char *const filename) const`
Save the image as a RGB file.
- `const CImg< T > & save_rgb (std::FILE *const file) const`
Save the image as a RGB file.
- `const CImg< T > & save_rgba (const char *const filename) const`
Save the image as a RGBA file.
- `const CImg< T > & save_rgba (std::FILE *const file) const`
Save the image as a RGBA file.
- `const CImg< T > & save_tiff (const char *const filename) const`
Save a file in TIFF format.
- `const CImg< T > & save_analyze (const char *const filename, const float *const voxsize=0) const`
Save the image as an ANALYZE7.5 or NIFTI file.
- `const CImg< T > & save_cimg (const char *const filename, const bool compress=false) const`
Save the image as a .cimg file.
- `const CImg< T > & save_cimg (std::FILE *const file, const bool compress=false) const`

- const `CImg< T > & save_cimg` (const char *const filename, const unsigned int n0, const unsigned int x0, const unsigned int y0, const unsigned int z0, const unsigned int v0) const
Insert the image into an existing .cimg file, at specified coordinates.
- const `CImg< T > & save_cimg` (std::FILE *const file, const unsigned int n0, const unsigned int x0, const unsigned int y0, const unsigned int z0, const unsigned int v0) const
Insert the image into an existing .cimg file, at specified coordinates.
- const `CImg< T > & save_inr` (const char *const filename, const float *const voysize=0) const
Save the image as an INRIMAGE-4 file.
- const `CImg< T > & save_inr` (std::FILE *const file, const float *const voysize=0) const
Save the image as an INRIMAGE-4 file.
- const `CImg< T > & save_pandore` (const char *const filename, const unsigned int colorspace=0) const
Save the image as a PANDORE-5 file.
- const `CImg< T > & save_pandore` (std::FILE *const file, const unsigned int colorspace=0) const
Save the image as a PANDORE-5 file.
- const `CImg< T > & save_raw` (const char *const filename, const bool multiplexed=false) const
Save the image as a RAW file.
- const `CImg< T > & save_raw` (std::FILE *const file, const bool multiplexed=false) const
Save the image as a RAW file.
- const `CImg< T > & save_ffmpeg` (const char *const filename, const unsigned int first_frame=0, const unsigned int last_frame=~0U, const unsigned int fps=25) const
Save the image as a video sequence file, using FFMPEG library.
- const `CImg< T > & save_yuv` (const char *const filename, const bool rgb2yuv=true) const
Save the image as a YUV video sequence file.
- const `CImg< T > & save_yuv` (std::FILE *const file, const bool rgb2yuv=true) const
Save the image as a YUV video sequence file.
- template<typename tf, typename tc >
const `CImg< T > & save_off` (const char *const filename, const `CImgList< tf > &primitives`, const `CImgList< tc > &colors`, const bool invert_faces=false) const
Save OFF files.
- template<typename tf, typename tc >
const `CImg< T > & save_off` (std::FILE *const file, const `CImgList< tf > &primitives`, const `CImgList< tc > &colors`, const bool invert_faces=false) const
Save OFF files.
- const `CImg< T > & save_ffmpeg_external` (const char *const filename, const unsigned int first_frame=0, const unsigned int last_frame=~0U, const char *const codec="mpeg2video") const
Save the image as a video sequence file, using the external tool 'ffmpeg'.

- const `CImg< T > & save_graphicsmagick_external` (const char *const filename, const unsigned int quality=100) const
Save the image using GraphicsMagick's gm.
- const `CImg< T > & save_gzip_external` (const char *const filename) const
Save an image as a gzipped file, using external tool 'gzip'.
- const `CImg< T > & save_imagemagick_external` (const char *const filename, const unsigned int quality=100) const
Save the image using ImageMagick's convert.
- const `CImg< T > & save_medcon_external` (const char *const filename) const
Save an image as a Dicom file (need '(X)Medcon' : <http://xmedcon.sourceforge.net>).
- const `CImg< T > & save_other` (const char *const filename, const unsigned int quality=100) const
- static void `save_empty_cimg` (const char *const filename, const unsigned int dx, const unsigned int dy=1, const unsigned int dz=1, const unsigned int dv=1)
Save an empty .cimg file with specified dimensions.
- static void `save_empty_cimg` (std::FILE *const file, const unsigned int dx, const unsigned int dy=1, const unsigned int dz=1, const unsigned int dv=1)
Save an empty .cimg file with specified dimensions.
- static `CImg< T > logo40x38` ()

Public Types

- typedef T * `iterator`
Iterator type for CImg<T>.
- typedef const T * `const_iterator`
Const iterator type for CImg<T>.
- typedef T `value_type`
Get value type.

Public Attributes

- unsigned int `width`
Variable representing the width of the instance image (i.e. dimensions along the X-axis).
- unsigned int `height`
Variable representing the height of the instance image (i.e. dimensions along the Y-axis).
- unsigned int `depth`
Variable representing the depth of the instance image (i.e. dimensions along the Z-axis).

- unsigned int `dim`

Variable representing the number of channels of the instance image (i.e. dimensions along the V-axis).

- bool `is_shared`

Variable telling if pixel buffer of the instance image is shared with another one.

- T * `data`

Pointer to the first pixel of the pixel buffer.

8.1.1 Detailed Description

`template<typename T> struct cimg_library::CImg< T >`

Class representing an image (up to 4 dimensions wide), each pixel being of type T.

This is the main class of the CImg Library. It declares and constructs an image, allows access to its pixel values, and is able to perform various image operations.

Image representation

A CImg image is defined as an instance of the container `CImg<T>`, which contains a regular grid of pixels, each pixel value being of type T. The image grid can have up to 4 dimensions : width, height, depth and number of channels. Usually, the three first dimensions are used to describe spatial coordinates (x, y, z), while the number of channels is rather used as a vector-valued dimension (it may describe the R,G,B color channels for instance). If you need a fifth dimension, you can use image lists `CImgList<T>` rather than simple images `CImg<T>`.

Thus, the `CImg<T>` class is able to represent volumetric images of vector-valued pixels, as well as images with less dimensions (1D scalar signal, 2D color images, ...). Most member functions of the class `CImg<T>` are designed to handle this maximum case of (3+1) dimensions.

Concerning the pixel value type T : fully supported template types are the basic C++ types : unsigned char, char, short, unsigned int, int, unsigned long, long, float, double, Typically, fast image display can be done using `CImg<unsigned char>` images, while complex image processing algorithms may be rather coded using `CImg<float>` or `CImg<double>` images that have floating-point pixel values. The default value for the template T is float. Using your own template types may be possible. However, you will certainly have to define the complete set of arithmetic and logical operators for your class.

Image structure

The `CImg<T>` structure contains *six* fields :

- `width` defines the number of *columns* of the image (size along the X-axis).
- `height` defines the number of *rows* of the image (size along the Y-axis).
- `depth` defines the number of *slices* of the image (size along the Z-axis).

- `dim` defines the number of *channels* of the image (size along the V-axis).
- `data` defines a *pointer* to the *pixel data* (of type `T`).
- `is_shared` is a boolean that tells if the memory buffer `data` is shared with another image.

You can access these fields publicly although it is recommended to use the dedicated functions `dimx()`, `dimy()`, `dimz()`, `dimv()` and `ptr()` to do so. Image dimensions are not limited to a specific range (as long as you got enough available memory). A value of `1` usually means that the corresponding dimension is *flat*. If one of the dimensions is `0`, or if the data pointer is null, the image is considered as *empty*. Empty images should not contain any pixel data and thus, will not be processed by `CImg` member functions (a `CImgInstanceException` will be thrown instead). Pixel data are stored in memory, in a non interlaced mode (See [How pixel data are stored with CImg.](#)).

Image declaration and construction

Declaring an image can be done by using one of the several available constructors. Here is a list of the most used :

- Construct images from arbitrary dimensions :
 - `CImg<char> img;` declares an empty image.
 - `CImg<unsigned char> img(128,128);` declares a 128x128 greyscale image with unsigned char pixel values.
 - `CImg<double> img(3,3);` declares a 3x3 matrix with double coefficients.
 - `CImg<unsigned char> img(256,256,1,3);` declares a 256x256x1x3 (color) image (colors are stored as an image with three channels).
 - `CImg<double> img(128,128,128);` declares a 128x128x128 volumetric and greyscale image (with double pixel values).
 - `CImg<> img(128,128,128,3);` declares a 128x128x128 volumetric color image (with float pixels, which is the default value of the template parameter `T`).
 - **Note** : images pixels are **not automatically initialized to 0**. You may use the function `fill()` to do it, or use the specific constructor taking 5 parameters like this : `CImg<> img(128,128,128,3,0);` declares a 128x128x128 volumetric color image with all pixel values to 0.
- Construct images from filenames :
 - `CImg<unsigned char> img("image.jpg");` reads a JPEG color image from the file "image.jpg".
 - `CImg<float> img("analyze.hdr");` reads a volumetric image (ANALYZE7.5 format) from the file "analyze.hdr".
 - **Note** : You need to install `ImageMagick` to be able to read common compressed image formats (JPG,PNG, ...) (See [Files IO in CImg.](#)).
- Construct images from C-style arrays :
 - `CImg<int> img(data_buffer,256,256);` constructs a 256x256 greyscale image from a `int*` buffer `data_buffer` (of size 256x256=65536).

- `CImg<unsigned char> img(data_buffer, 256, 256, 1, 3, false);` constructs a 256x256 color image from a `unsigned char* buffer` `data_buffer` (where R,G,B channels follow each others).
- `CImg<unsigned char> img(data_buffer, 256, 256, 1, 3, true);` constructs a 256x256 color image from a `unsigned char* buffer` `data_buffer` (where R,G,B channels are multiplexed).

The complete list of constructors can be found [here](#).

Most useful functions

The `CImg<T>` class contains a lot of functions that operates on images. Some of the most useful are :

- `operator()()`, `operator[]()` : allows to access or write pixel values.
- `display()` : displays the image in a new window.

8.1.2 Member Typedef Documentation

8.1.2.1 `typedef T* iterator`

Iterator type for `CImg<T>`.

Remarks:

- An `iterator` is a `T*` pointer (address of a pixel value in the pixel buffer).
- Iterators are not directly used in `CImg` functions, they have been introduced for compatibility with the STL.

8.1.2.2 `typedef const T* const_iterator`

Const iterator type for `CImg<T>`.

Remarks:

- A `const_iterator` is a `const T*` pointer (address of a pixel value in the pixel buffer).
- Iterators are not directly used in `CImg` functions, they have been introduced for compatibility with the STL.

8.1.3 Constructor & Destructor Documentation

8.1.3.1 `~CImg ()`

Destructor.

The destructor destroys the instance image.

Remarks:

- Destructing an empty or shared image does nothing.

- Otherwise, all memory used to store the pixel data of the instance image is freed.
- When destroying a non-shared image, be sure that every shared instances of the same image are also destroyed to avoid further access to deallocated memory buffers.

8.1.3.2 CImg ()

Default constructor.

The default constructor creates an empty instance image.

Remarks:

- An empty image does not contain any data and has all of its dimensions [width](#), [height](#), [depth](#), [dim](#) set to 0 as well as its pointer to the pixel buffer [data](#).
- An empty image is non-shared.

8.1.3.3 CImg (const unsigned int dx, const unsigned int dy = 1, const unsigned int dz = 1, const unsigned int dv = 1) [explicit]

Constructs a new image with given size (dx,dy,dz,dv).

This constructors create an instance image of size (dx,dy,dz,dv) with pixels of type T.

Parameters:

- dx** Desired size along the X-axis, i.e. the [width](#) of the image.
- dy** Desired size along the Y-axis, i.e. the [height](#) of the image.
- dz** Desired size along the Z-axis, i.e. the [depth](#) of the image.
- dv** Desired size along the V-axis, i.e. the number of image channels [dim](#).

Remarks:

- If one of the input dimension dx,dy,dz or dv is set to 0, the created image is empty and all has its dimensions set to 0. No memory for pixel data is then allocated.
- This constructor creates only non-shared images.
- Image pixels allocated by this constructor are **not initialized**. Use the constructor [CImg\(const unsigned int,const unsigned int,const unsigned int,const unsigned int,const T\)](#) to get an image of desired size with pixels set to a particular value.

8.1.3.4 CImg (const unsigned int dx, const unsigned int dy, const unsigned int dz, const unsigned int dv, const T val)

Construct an image with given size (dx,dy,dz,dv) and with pixel having a default value val.

This constructor creates an instance image of size (dx,dy,dz,dv) with pixels of type T and sets all pixel values of the created instance image to val.

Parameters:

- dx** Desired size along the X-axis, i.e. the [width](#) of the image.
- dy** Desired size along the Y-axis, i.e. the [height](#) of the image.

dz Desired size along the Z-axis, i.e. the [depth](#) of the image.
dv Desired size along the V-axis, i.e. the number of image channels [dim](#).
val Default value for image pixels.

Remarks:

- This constructor has the same properties as [CImg\(const unsigned int,const unsigned int,const unsigned int,const unsigned int\)](#).

8.1.3.5 CImg (const t *const data_buffer, const unsigned int dx, const unsigned int dy = 1, const unsigned int dz = 1, const unsigned int dv = 1, const bool shared = false)

Construct an image from a raw memory buffer.

This constructor creates an instance image of size (dx,dy,dz,dv) and fill its pixel buffer by copying data values from the input raw pixel buffer *data_buffer*.

8.1.3.6 CImg (const CImg< t > & img)

Default copy constructor.

The default copy constructor creates a new instance image having same dimensions ([width](#), [height](#), [depth](#), [dim](#)) and same pixel values as the input image *img*.

Parameters:

img The input image to copy.

Remarks:

- If the input image *img* is non-shared or have a different template type $t \neq T$, the default copy constructor allocates a new pixel buffer and copy the pixel data of *img* into it. In this case, the pointers [data](#) to the pixel buffers of the two images are different and the resulting instance image is non-shared.
- If the input image *img* is shared and has the same template type $t == T$, the default copy constructor does not allocate a new pixel buffer and the resulting instance image shares its pixel buffer with the input image *img*, which means that modifying pixels of *img* also modifies the created instance image.
- Copying an image having a different template type $t \neq T$ performs a crude static cast conversion of each pixel value from type *t* to type *T*.
- Copying an image having the same template type $t == T$ is significantly faster.

8.1.3.7 CImg (const CImg< t > & img, const bool shared)

Advanced copy constructor.

The advanced copy constructor - as the default constructor [CImg\(const CImg< t >&\)](#) - creates a new instance image having same dimensions [width](#), [height](#), [depth](#), [dim](#) and same pixel values as the input image *img*. But it also decides if the created instance image shares its memory with the input image *img* (if the input parameter *shared* is set to `true`) or not (if the input parameter *shared* is set to `false`).

Parameters:

img The input image to copy.

shared Boolean flag that decides if the copy is shared on non-shared.

Remarks:

- It is not possible to create a shared copy if the input image *img* is empty or has a different pixel type $t \neq T$.
- If a non-shared copy of the input image *img* is created, a new memory buffer is allocated for pixel data.
- If a shared copy of the input image *img* is created, no extra memory is allocated and the pixel buffer of the instance image is the same as the one used by the input image *img*.

8.1.3.8 CImg (const char *const filename)

Construct an image from an image file.

This constructor creates an instance image by reading it from a file.

Parameters:

filename Filename of the image file.

Remarks:

- The image format is deduced from the filename only by looking for the filename extension i.e. without analyzing the file itself.
- Recognized image formats depend on the tools installed on your system or the external libraries you use to link your code with. More informations on this topic can be found in `cimg_files_io`.
- If the filename is not found, a `CImgIOException` is thrown by this constructor.

8.1.4 Member Function Documentation**8.1.4.1 CImg<T>& assign ()**

In-place version of the default constructor/destructor.

This function replaces the instance image by an empty image.

Remarks:

- Memory used by the previous content of the instance image is freed if necessary.
- If the instance image was initially shared, it is replaced by a (non-shared) empty image.
- This function is useful to free memory used by an image that is not of use, but which has been created in the current code scope (i.e. not destroyed yet).

8.1.4.2 CImg<T>& clear ()

In-place version of the default constructor.

This function is strictly equivalent to `assign()` and has been introduced for having a STL-compliant function name.

8.1.4.3 CImg<T>& assign (const unsigned int *dx*, const unsigned int *dy* = 1, const unsigned int *dz* = 1, const unsigned int *dv* = 1)

In-place version of the previous constructor.

This function replaces the instance image by a new image of size (*dx*,*dy*,*dz*,*dv*) with pixels of type T.

Parameters:

- dx* Desired size along the X-axis, i.e. the [width](#) of the image.
- dy* Desired size along the Y-axis, i.e. the [height](#) of the image.
- dz* Desired size along the Z-axis, i.e. the [depth](#) of the image.
- dv* Desired size along the V-axis, i.e. the number of image channels `dim`.
 - If one of the input dimension *dx*,*dy*,*dz* or *dv* is set to 0, the instance image becomes empty and all has its dimensions set to 0. No memory for pixel data is then allocated.
 - Memory buffer used to store previous pixel values is freed if necessary.
 - If the instance image is shared, this constructor actually does nothing more than verifying that new and old image dimensions fit.
 - Image pixels allocated by this function are **not initialized**. Use the function [assign\(const unsigned int,const unsigned int,const unsigned int,const unsigned int,const T\)](#) to assign an image of desired size with pixels set to a particular value.

8.1.4.4 CImg<T>& assign (const unsigned int *dx*, const unsigned int *dy*, const unsigned int *dz*, const unsigned int *dv*, const T *val*)

In-place version of the previous constructor.

This function replaces the instance image by a new image of size (*dx*,*dy*,*dz*,*dv*) with pixels of type T and sets all pixel values of the instance image to *val*.

Parameters:

- dx* Desired size along the X-axis, i.e. the [width](#) of the image.
- dy* Desired size along the Y-axis, i.e. the [height](#) of the image.
- dz* Desired size along the Z-axis, i.e. the [depth](#) of the image.
- dv* Desired size along the V-axis, i.e. the number of image channels `dim`.
- val* Default value for image pixels.

Remarks:

- This function has the same properties as [assign\(const unsigned int,const unsigned int,const unsigned int,const unsigned int,const unsigned int\)](#).

8.1.4.5 CImg<T>& assign (const CImg< t > & *img*)

In-place version of the default copy constructor.

This function assigns a copy of the input image *img* to the current instance image.

Parameters:

- img* The input image to copy.

Remarks:

- If the instance image is not shared, the content of the input image `img` is copied into a new buffer becoming the new pixel buffer of the instance image, while the old pixel buffer is freed if necessary.
- If the instance image is shared, the content of the input image `img` is copied into the current (shared) pixel buffer of the instance image, modifying then the image referenced by the shared instance image. The instance image still remains shared.

8.1.4.6 CImg<T>& assign (const CImg< t > &img, const bool shared)

In-place version of the advanced constructor.

This function - as the simpler function `assign(const CImg< t > &)` - assigns a copy of the input image `img` to the current instance image. But it also decides if the copy is shared (if the input parameter `shared` is set to `true`) or non-shared (if the input parameter `shared` is set to `false`).

Parameters:

img The input image to copy.

shared Boolean flag that decides if the copy is shared or non-shared.

Remarks:

- It is not possible to assign a shared copy if the input image `img` is empty or has a different pixel type `t != T`.
- If a non-shared copy of the input image `img` is assigned, a new memory buffer is allocated for pixel data.
- If a shared copy of the input image `img` is assigned, no extra memory is allocated and the pixel buffer of the instance image is the same as the one used by the input image `img`.

8.1.4.7 CImg<T>& assign (const char *const filename)

In-place version of the previous constructor.

This function replaces the instance image by the one that have been read from the given file.

Parameters:

filename Filename of the image file.

- The image format is deduced from the filename only by looking for the filename extension i.e. without analyzing the file itself.
- Recognized image formats depend on the tools installed on your system or the external libraries you use to link your code with. More informations on this topic can be found in `cimg_files_io`.
- If the filename is not found, a `CImgIOException` is thrown by this constructor.

8.1.4.8 CImg<t>& transfer_to (CImg< t > &img)

Transfer the content of the instance image into another one in a way that memory copies are avoided if possible.

The instance image is always empty after a call to this function.

8.1.4.9 static const char* pixel_type () [static]

Return the type of the pixel values.

Returns:

a string describing the type of the image pixels (template parameter T).

- The string returned may contains spaces ("unsigned char").
- If the template parameter T does not correspond to a registered type, the string "unknown" is returned.

8.1.4.10 unsigned long size () const

Return the total number of pixel values in an image.

- Equivalent to : `dimx() * dimy() * dimz() * dimv()`.

example:

```
CImg<> img(100,100,1,3);
if (img.size()==100*100*3) std::fprintf(stderr,"This statement is true");
```

8.1.4.11 T* ptr (const unsigned int x, const unsigned int y = 0, const unsigned int z = 0, const unsigned int v = 0)

Return a pointer to the pixel value located at (x,y,z,v).

Parameters:

- x* X-coordinate of the pixel.
- y* Y-coordinate of the pixel.
- z* Z-coordinate of the pixel.
- v* V-coordinate of the pixel.

- When called without parameters, `ptr()` returns a pointer to the beginning of the pixel buffer.
- If the macro '`cimg_debug`' >=3, boundary checking is performed and warning messages may appear if given coordinates are outside the image range (but function performances decrease).

example:

```
CImg<float> img(100,100,1,1,0); // Define a 100x100 greyscale image with float-valued pixels.
float *ptr = ptr(10,10);       // Get a pointer to the pixel located at (10,10).
float val = *ptr;               // Get the pixel value.
```

8.1.4.12 bool is_overlapped (const CImg< t > &img) const

Return `true` if the memory buffers of the two images overlaps.

May happen when using shared images.

8.1.4.13 long offset (const int x, const int y = 0, const int z = 0, const int v = 0) const

Return the offset of the pixel coordinates (x,y,z,v) with respect to the data pointer data.

Parameters:

- x* X-coordinate of the pixel.
- y* Y-coordinate of the pixel.
- z* Z-coordinate of the pixel.
- v* V-coordinate of the pixel.

- No checking is done on the validity of the given coordinates.

Example:

```
CImg<float> img(100,100,1,3,0);           // Define a 100x100 color image with float-valued black
long off = img.offset(10,10,0,2);         // Get the offset of the blue value of the pixel located at (10,10)
float val = img[off];                     // Get the blue value of the pixel.
```

8.1.4.14 T& operator() (const unsigned int x, const unsigned int y = 0, const unsigned int z = 0, const unsigned int v = 0)

Fast access to pixel value for reading or writing.

Parameters:

- x* X-coordinate of the pixel.
- y* Y-coordinate of the pixel.
- z* Z-coordinate of the pixel.
- v* V-coordinate of the pixel.

- If one image dimension is equal to 1, it can be omitted in the coordinate list (see example below).
- If the macro 'cimg_debug' >= 3, boundary checking is performed and warning messages may appear (but function performances decrease).

example:

```
CImg<float> img(100,100,1,3,0);           // Define a 100x100 color image with float-valued black
const float valR = img(10,10,0,0);        // Read the red component at coordinates (10,10)
const float valG = img(10,10,0,1);        // Read the green component at coordinates (10,10)
const float valB = img(10,10,0,2);        // Read the blue component at coordinates (10,10)
const float avg = (valR + valG + valB)/3;  // Compute average pixel value.
img(10,10,0) = img(10,10,1) = img(10,10,2) = avg; // Replace the pixel (10,10) by the average value.
```

8.1.4.15 T& operator[] (const unsigned long off)

Fast access to pixel value for reading or writing, using an offset to the image pixel.

Parameters:

- off* Offset of the pixel according to the beginning of the pixel buffer, given by `ptr()`.

- If the macro 'cimg_debug' >= 3, boundary checking is performed and warning messages may appear (but function performances decrease).
- As pixel values are aligned in memory, this operator can sometime useful to access values easier than with `operator()()` (see example below).

example:

```
CImg<float> vec(1,10);           // Define a vector of float values (10 lines, 1 row).
const float val1 = vec(0,4);    // Get the fifth element using operator()().
const float val2 = vec[4];      // Get the fifth element using operator[]. Here, val2==val1.
```

8.1.4.16 Tfloat variance (const unsigned int *variance_method* = 1) const

Return the variance of the image.

Parameters:

variance_method Determines how to calculate the variance

0	Second moment: $v = 1/N \sum_{k=1}^N (x_k - \bar{x})^2 = 1/N \left(\sum_{k=1}^N x_k^2 - \left(\sum_{k=1}^N x_k \right)^2 / N \right)$ with $\bar{x} = 1/N \sum_{k=1}^N x_k$
1	Best unbiased estimator: $v = \frac{1}{N-1} \sum_{k=1}^N (x_k - \bar{x})^2$
2	Least median of squares
3	Least trimmed of squares

8.1.4.17 double eval (const char *const *expr*, const double *x* = 0, const double *y* = 0, const double *z* = 0, const double *v* = 0) const

Evaluate math formula.

If you make successive evaluations on the same image and with the same expression, you can set 'expr' to 0 after the first call, to skip the math parsing step.

8.1.4.18 const CImg<T>& print (const char * *title* = 0, const bool *display_stats* = true) const

Display informations about the image on the standard error output.

Parameters:

title Name for the considered image (optional).

display_stats Compute and display image statistics (optional).

8.1.4.19 CImg<T>& operator= (const CImg< t > &img)

Assignment operator.

This operator assigns a copy of the input image `img` to the current instance image.

Parameters:

img The input image to copy.

Remarks:

- This operator is strictly equivalent to the function `assign(const CImg< t >&)` and has exactly the same properties.

8.1.4.20 CImg<T>& operator= (const T *buf)

Assign values of a C-array to the instance image.

Parameters:

buf Pointer to a C-style array having a size of (at least) `this->size()`.

- Replace pixel values by the content of the array `buf`.
- Warning : the value types in the array and in the image must be the same.

example:

```
float tab[4*4] = { 1,2,3,4, 5,6,7,8, 9,10,11,12, 13,14,15,16 }; // Define a 4x4 matrix in C-st
CImg<float> matrice(4,4); // Define a 4x4 greyscale image
matrice = tab; // Fill the image by the value of the array
```

8.1.4.21 CImg<T> operator+ () const

Operator+.

Remarks:

- This operator can be used to get a non-shared copy of an image.

8.1.4.22 CImg<T>& round (const float x, const int rounding_type = 0)

Compute image with rounded pixel values.

Parameters:

x Rounding precision.

rounding_type Roundin type, can be 0 (nearest), 1 (forward), -1(backward).

8.1.4.23 CImg<T>& fill (const T *val*)

Fill an image by a value *val*.

Parameters:

val = fill value

Note:

All pixel values of the instance image will be initialized by *val*.

8.1.4.24 CImg<T>& threshold (const T *value*, const bool *soft* = false, const bool *strict* = false)

Threshold the image.

Parameters:

value Threshold value.

soft Enable soft thresholding.

strict Tells if the threshold is strict.

8.1.4.25 CImg<T>& rotate (const float *angle*, const unsigned int *border_conditions* = 3, const unsigned int *interpolation* = 1)

Rotate an image.

Parameters:

angle = rotation angle (in degrees).

cond = rotation type. can be :

- 0 = zero-value at borders
- 1 = nearest pixel.
- 2 = Fourier style.

Note:

Returned image will probably have a different size than the instance image *this.

8.1.4.26 CImg<T>& rotate (const float *angle*, const float *cx*, const float *cy*, const float *zoom*, const unsigned int *border_conditions* = 3, const unsigned int *interpolation* = 1)

Rotate an image around a center point (*cx*,*cy*).

Parameters:

angle = rotation angle (in degrees).

cx = X-coordinate of the rotation center.

cy = Y-coordinate of the rotation center.

zoom = zoom.

cond = rotation type. can be :

- 0 = zero-value at borders
- 1 = repeat image at borders
- 2 = zero-value at borders and linear interpolation

8.1.4.27 CImg<T>& resize (const int *pdx*, const int *pdy* = -100, const int *pdz* = -100, const int *pdv* = -100, const int *interpolation_type* = 1, const int *border_condition* = -1, const bool *center* = false)

Resize an image.

Parameters:

pdx Number of columns (new size along the X-axis).

pdy Number of rows (new size along the Y-axis).

pdz Number of slices (new size along the Z-axis).

pdv Number of vector-channels (new size along the V-axis).

interpolation_type Method of interpolation :

- -1 = no interpolation : raw memory resizing.
- 0 = no interpolation : additional space is filled according to *border_condition*.
- 1 = bloc interpolation (nearest point).
- 2 = moving average interpolation.
- 3 = linear interpolation.
- 4 = grid interpolation.
- 5 = bi-cubic interpolation.

border_condition Border condition type.

center Set centering type (only if *interpolation_type*=0).

Note:

If $pd[x,y,z,v] < 0$, it corresponds to a percentage of the original size (the default value is -100).

8.1.4.28 CImg<T>& resize (const CImg< t > & *src*, const int *interpolation_type* = 1, const int *border_condition* = -1, const bool *center* = false)

Resize an image.

Parameters:

src Image giving the geometry of the resize.

interpolation_type Interpolation method :

- 1 = raw memory
- 0 = no interpolation : additional space is filled with 0.
- 1 = bloc interpolation (nearest point).
- 2 = mosaic : image is repeated if necessary.
- 3 = linear interpolation.

- 4 = grid interpolation.
- 5 = bi-cubic interpolation.

border_condition Border condition type.

Note:

If $pd[x,y,z,v] < 0$, it corresponds to a percentage of the original size (the default value is -100).

8.1.4.29 CImg<T>& resize (const CImgDisplay & disp, const int interpolation_type = 1, const int border_condition = -1, const bool center = false)

Resize an image.

Parameters:

disp = Display giving the geometry of the resize.

interpolation_type = Resizing type :

- 0 = no interpolation : additional space is filled with 0.
- 1 = bloc interpolation (nearest point).
- 2 = mosaic : image is repeated if necessary.
- 3 = linear interpolation.
- 4 = grid interpolation.
- 5 = bi-cubic interpolation.
- 6 = moving average (best quality for photographs)

border_condition Border condition type.

Note:

If $pd[x,y,z,v] < 0$, it corresponds to a percentage of the original size (the default value is -100).

8.1.4.30 CImg<T>& resize_doubleXY ()

Upscale an image by a factor 2x.

Use anisotropic upscaling algorithm described at <http://scale2x.sourceforge.net/algorithm.html>

8.1.4.31 CImg<T>& resize_tripleXY ()

Upscale an image by a factor 3x.

Use anisotropic upscaling algorithm described at <http://scale2x.sourceforge.net/algorithm.html>

8.1.4.32 CImg<T>& permute_axes (const char * order)

Permute axes order.

This function permutes image axes.

Parameters:

permut = String describing the permutation (4 characters).

8.1.4.33 CImg<T>& translate (const int *deltax*, const int *deltay* = 0, const int *deltaz* = 0, const int *deltav* = 0, const int *border_condition* = 0)

Translate the image.

Parameters:

deltax Amount of displacement along the X-axis.
deltay Amount of displacement along the Y-axis.
deltaz Amount of displacement along the Z-axis.
deltav Amount of displacement along the V-axis.
border_condition Border condition.

- *border_condition* can be :
 - 0 : Zero border condition (Dirichlet).
 - 1 : Nearest neighbors (Neumann).
 - 2 : Repeat Pattern (Fourier style).

8.1.4.34 CImg<T>& crop (const int *x0*, const int *y0*, const int *z0*, const int *v0*, const int *x1*, const int *y1*, const int *z1*, const int *v1*, const bool *border_condition* = false)

Get a square region of the image.

Parameters:

x0 = X-coordinate of the upper-left crop rectangle corner.
y0 = Y-coordinate of the upper-left crop rectangle corner.
z0 = Z-coordinate of the upper-left crop rectangle corner.
v0 = V-coordinate of the upper-left crop rectangle corner.
x1 = X-coordinate of the lower-right crop rectangle corner.
y1 = Y-coordinate of the lower-right crop rectangle corner.
z1 = Z-coordinate of the lower-right crop rectangle corner.
v1 = V-coordinate of the lower-right crop rectangle corner.
border_condition = Dirichlet (false) or Neumann border conditions.

8.1.4.35 CImg<T>& crop (const int *x0*, const int *y0*, const int *z0*, const int *x1*, const int *y1*, const int *z1*, const bool *border_condition* = false)

Get a rectangular part of the instance image.

Parameters:

x0 = X-coordinate of the upper-left crop rectangle corner.
y0 = Y-coordinate of the upper-left crop rectangle corner.
z0 = Z-coordinate of the upper-left crop rectangle corner.
x1 = X-coordinate of the lower-right crop rectangle corner.

y1 = Y-coordinate of the lower-right crop rectangle corner.

z1 = Z-coordinate of the lower-right crop rectangle corner.

border_condition = determine the type of border condition if some of the desired region is outside the image.

8.1.4.36 CImg<T>& crop (const int x0, const int y0, const int x1, const int y1, const bool border_condition = false)

Get a rectangular part of the instance image.

Parameters:

x0 = X-coordinate of the upper-left crop rectangle corner.

y0 = Y-coordinate of the upper-left crop rectangle corner.

x1 = X-coordinate of the lower-right crop rectangle corner.

y1 = Y-coordinate of the lower-right crop rectangle corner.

border_condition = determine the type of border condition if some of the desired region is outside the image.

8.1.4.37 CImg<T>& crop (const int x0, const int x1, const bool border_condition = false)

Get a rectangular part of the instance image.

Parameters:

x0 = X-coordinate of the upper-left crop rectangle corner.

x1 = X-coordinate of the lower-right crop rectangle corner.

border_condition = determine the type of border condition if some of the desired region is outside the image.

8.1.4.38 CImg<T>& histogram (const unsigned int nlevels, const T val_min = (T) 0, const T val_max = (T) 0)

Compute the image histogram.

The histogram *H* of an image *I* is a 1D-function where *H*(*x*) is the number of occurrences of the value *x* in *I*.

Parameters:

nlevels = Number of different levels of the computed histogram. For classical images, this value is 256. You should specify more levels if you are working with CImg<float> or images with high range of pixel values.

val_min = Minimum value considered for the histogram computation. All pixel values lower than *val_min* won't be counted.

val_max = Maximum value considered for the histogram computation. All pixel values higher than *val_max* won't be counted.

Note:

If `val_min==val_max==0` (default values), the function first estimates the minimum and maximum pixel values of the current image, then uses these values for the histogram computation.

Returns:

The histogram is returned as a 1D CImg<float> image H, having a size of (nblevels,1,1,1) such that H(0) and H(nblevels-1) are respectively equal to the number of occurrences of the values `val_min` and `val_max` in I.

Note:

Histogram computation always returns a 1D function. Histogram of multi-valued (such as color) images are not multi-dimensional.

8.1.4.39 CImg<T>& equalize (const unsigned int nblevels, const T val_min = (T) 0, const T val_max = (T) 0)

Compute the histogram-equalized version of the instance image.

The histogram equalization is a classical image processing algorithm that enhances the image contrast by expanding its histogram.

Parameters:

nblevels = Number of different levels of the computed histogram. For classical images, this value is 256. You should specify more levels if you are working with CImg<float> or images with high range of pixel values.

val_min = Minimum value considered for the histogram computation. All pixel values lower than `val_min` won't be changed.

val_max = Maximum value considered for the histogram computation. All pixel values higher than `val_max` won't be changed.

Note:

If `val_min==val_max==0` (default values), the function acts on all pixel values of the image.

Returns:

A new image with same size is returned, where pixels have been equalized.

8.1.4.40 CImg<T>& pointwise_norm (int norm_type = 2)

Compute the scalar image of vector norms.

When dealing with vector-valued images (i.e images with `dimv()>1`), this function computes the L1,L2 or Linf norm of each vector-valued pixel.

Parameters:

norm_type = Type of the norm being computed (1 = L1, 2 = L2, -1 = Linf).

Returns:

A scalar-valued image CImg<float> with size (`dimx()`,`dimy()`,`dimz()`,1), where each pixel is the norm of the corresponding pixels in the original vector-valued image.

8.1.4.41 CImg<T>& pointwise_orientation ()

Compute the image of normalized vectors.

When dealing with vector-valued images (i.e images with `dimv()`>1), this function return the image of normalized vectors (unit vectors). Null vectors are unchanged. The L2-norm is computed for the normalization.

Returns:

A new vector-valued image with same size, where each vector-valued pixels have been normalized.

8.1.4.42 CImgList<Tfloat> get_gradient (const char *const axes = 0, const int scheme = 3) const

Compute the list of images, corresponding to the XY-gradients of an image.

Parameters:

scheme = Numerical scheme used for the gradient computation :

- -1 = Backward finite differences
- 0 = Centered finite differences
- 1 = Forward finite differences
- 2 = Using Sobel masks
- 3 = Using rotation invariant masks
- 4 = Using Deriche recursive filter.

8.1.4.43 static CImg<T> dijkstra (const tf & distance, const unsigned int nb_nodes, const unsigned int starting_node, const unsigned int ending_node, CImg< t > & previous) [static]

Compute minimal path in a graph, using the Dijkstra algorithm.

Parameters:

distance An object having operator()(unsigned int i, unsigned int j) which returns distance between two nodes (i,j).

nb_nodes Number of graph nodes.

starting_node Indice of the starting node.

ending_node Indice of the ending node (set to ~0U to ignore ending node).

previous Array that gives the previous node indice in the path to the starting node (optional parameter).

Returns:

Array of distances of each node to the starting node.

8.1.4.44 CImg<T>& dijkstra (const unsigned int starting_node, const unsigned int ending_node, CImg< t > & previous)

Return minimal path in a graph, using the Dijkstra algorithm.

Instance image corresponds to the adjacency matrix of the graph.

Parameters:

starting_node Indice of the starting node.

previous Array that gives the previous node indice in the path to the starting node (optional parameter).

Returns:

Array of distances of each node to the starting node.

8.1.4.45 static CImg<Tuchar> default_LUT8 () [static]

Return a default indexed color palette with 256 (R,G,B) entries.

The default color palette is used by CImg when displaying images on 256 colors displays. It consists in the quantification of the (R,G,B) color space using 3:3:2 bits for color coding (i.e 8 levels for the Red and Green and 4 levels for the Blue).

Returns:

a 1x256x1x3 color image defining the palette entries.

8.1.4.46 CImg<T>& RGBtoHSI ()

Convert color pixels from (R,G,B) to (H,S,I). Reference: "Digital Image Processing, 2nd. edition", R. Gonzalez and R. Woods. Prentice Hall, 2002.

8.1.4.47 CImg<T>& RGBtoBayer ()

Convert a (R,G,B) image to a Bayer-coded representation.

Note:

First (upper-left) pixel if the red component of the pixel color.

8.1.4.48 CImg<T>& draw_point (const int x0, const int y0, const tc *const color, const float opacity = 1)

Draw a 2D colored point (pixel).

Parameters:

x0 X-coordinate of the point.

y0 Y-coordinate of the point.

color Pointer to [dimv\(\)](#) consecutive values, defining the color values.

opacity Drawing opacity (optional).

Note:

- Clipping is supported.
- To set pixel values without clipping needs, you should use the faster [CImg::operator\(\)\(\)](#) function.

Example:

```
CImg<unsigned char> img(100,100,1,3,0);
const unsigned char color[] = { 255,128,64 };
img.draw_point(50,50,color);
```

8.1.4.49 CImg<T>& draw_point (const CImgList< t > & points, const tc *const color, const float opacity = 1)

Draw a cloud of colored points.

Parameters:

- points* Coordinates of vertices, stored as a list of vectors.
- color* Pointer to `dimv()` consecutive values of type T, defining the drawing color.
- opacity* Drawing opacity (optional).

Note:

- This function uses several call to the single `CImg::draw_point()` procedure, depending on the vectors size in `points`.

Example:

```
CImg<unsigned char> img(100,100,1,3,0);
const unsigned char color[] = { 255,128,64 };
CImgList<int> points;
points.insert(CImg<int>::vector(0,0)).
    .insert(CImg<int>::vector(70,10)).
    .insert(CImg<int>::vector(80,60)).
    .insert(CImg<int>::vector(10,90));
img.draw_point(points,color);
```

8.1.4.50 CImg<T>& draw_point (const CImg< t > & points, const tc *const color, const float opacity = 1)

Draw a cloud of colored points.

Note:

- Similar to the previous function, where the N vertex coordinates are stored as a Nx2 or Nx3 image (sequence of vectors aligned along the x-axis).

8.1.4.51 CImg<T>& draw_line (const int x0, const int y0, const int x1, const int y1, const tc *const color, const float opacity = 1, const unsigned int pattern = ~0U, const bool init_hatch = true)

Draw a 2D colored line.

Parameters:

- x0* X-coordinate of the starting line point.
- y0* Y-coordinate of the starting line point.

x1 X-coordinate of the ending line point.

y1 Y-coordinate of the ending line point.

color Pointer to `dimv()` consecutive values of type `T`, defining the drawing color.

opacity Drawing opacity (optional).

pattern An integer whose bits describe the line pattern (optional).

init_hatch Flag telling if a reinitialization of the hash state must be done (optional).

Note:

- Clipping is supported.
- Line routine uses Bresenham's algorithm.
- Set `init_hatch = false` to draw consecutive hatched segments without breaking the line pattern.

Example:

```
CImg<unsigned char> img(100,100,1,3,0);
const unsigned char color[] = { 255,128,64 };
img.draw_line(40,40,80,70,color);
```

8.1.4.52 CImg<T>& draw_line (const int x0, const int y0, const int x1, const int y1, const CImg<tc> &texture, const int tx0, const int ty0, const int tx1, const int ty1, const float opacity = 1, const unsigned int pattern = ~0U, const bool init_hatch = true)

Draw a 2D textured line.

Parameters:

x0 X-coordinate of the starting line point.

y0 Y-coordinate of the starting line point.

x1 X-coordinate of the ending line point.

y1 Y-coordinate of the ending line point.

texture Texture image defining the pixel colors.

tx0 X-coordinate of the starting texture point.

ty0 Y-coordinate of the starting texture point.

tx1 X-coordinate of the ending texture point.

ty1 Y-coordinate of the ending texture point.

opacity Drawing opacity (optional).

pattern An integer whose bits describe the line pattern (optional).

init_hatch Flag telling if the hash variable must be reinitialized (optional).

Note:

- Clipping is supported but not for texture coordinates.
- Line routine uses the well known Bresenham's algorithm.

Example:

```
CImg<unsigned char> img(100,100,1,3,0), texture("texture256x256.ppm");
const unsigned char color[] = { 255,128,64 };
img.draw_line(40,40,80,70,texture,0,0,255,255);
```

8.1.4.53 CImg<T>& draw_line (const CImgList< t > & points, const tc *const color, const float opacity = 1, const unsigned int pattern = ~0U, const bool init_hatch = true)

Draw a set of consecutive colored lines in the instance image.

Parameters:

points Coordinates of vertices, stored as a list of vectors.

color Pointer to `dimv()` consecutive values of type T, defining the drawing color.

opacity Drawing opacity (optional).

pattern An integer whose bits describe the line pattern (optional).

init_hatch If set to true, init hatch motif.

Note:

- This function uses several call to the single `CImg::draw_line()` procedure, depending on the vectors size in *points*.

Example:

```
CImg<unsigned char> img(100,100,1,3,0);
const unsigned char color[] = { 255,128,64 };
CImgList<int> points;
points.insert(CImg<int>::vector(0,0)).
    .insert(CImg<int>::vector(70,10)).
    .insert(CImg<int>::vector(80,60)).
    .insert(CImg<int>::vector(10,90));
img.draw_line(points,color);
```

8.1.4.54 CImg<T>& draw_line (const CImg< t > & points, const tc *const color, const float opacity = 1, const unsigned int pattern = ~0U, const bool init_hatch = true)

Draw a set of consecutive colored lines in the instance image.

Note:

- Similar to the previous function, where the N vertex coordinates are stored as a Nx2 or Nx3 image (sequence of vectors aligned along the x-axis).

8.1.4.55 CImg<T>& draw_spline (const int x0, const int y0, const float u0, const float v0, const int x1, const int y1, const float u1, const float v1, const tc *const color, const float opacity = 1, const float precision = 4, const unsigned int pattern = ~0U, const bool init_hatch = true)

Draw a cubic spline curve in the instance image.

Parameters:

x0 X-coordinate of the starting curve point

y0 Y-coordinate of the starting curve point

u0 X-coordinate of the starting velocity

v0 Y-coordinate of the starting velocity

x1 X-coordinate of the ending curve point
y1 Y-coordinate of the ending curve point
u1 X-coordinate of the ending velocity
v1 Y-coordinate of the ending velocity
color Pointer to `dimv()` consecutive values of type `T`, defining the drawing color.
precision Curve drawing precision (optional).
opacity Drawing opacity (optional).
pattern An integer whose bits describe the line pattern (optional).
init_hatch If `true`, init hatch motif.

Note:

- The curve is a 2D cubic Bezier spline, from the set of specified starting/ending points and corresponding velocity vectors.
- The spline is drawn as a serie of connected segments. The `precision` parameter sets the average number of pixels in each drawn segment.
- A cubic Bezier curve is sometimes defined by a set of 4 points $\{ (x_0, y_0), (x_a, y_a), (x_b, y_b), (x_1, y_1) \}$ where (x_0, y_0) is the starting point, (x_1, y_1) is the ending point and $(x_a, y_a), (x_b, y_b)$ are two *control* points. The starting and ending velocities (u_0, v_0) and (u_1, v_1) can be deduced easily from the control points as $u_0 = (x_a - x_0)$, $v_0 = (y_a - y_0)$, $u_1 = (x_1 - x_b)$ and $v_1 = (y_1 - y_b)$.

Example:

```
CImg<unsigned char> img(100,100,1,3,0);
const unsigned char color[] = { 255,255,255 };
img.draw_spline(30,30,0,100,90,40,0,-100,color);
```

8.1.4.56 `CImg<T>& draw_spline (const int x0, const int y0, const int z0, const float u0, const float v0, const float w0, const int x1, const int y1, const int z1, const float u1, const float v1, const float w1, const tc *const color, const float opacity = 1, const float precision = 4, const unsigned int pattern = ~0U, const bool init_hatch = true)`

Draw a cubic spline curve in the instance image (for volumetric images).

Note:

- Similar to `CImg::draw_spline()` for a 3D spline in a volumetric image.

8.1.4.57 `CImg<T>& draw_spline (const int x0, const int y0, const float u0, const float v0, const int x1, const int y1, const float u1, const float v1, const CImg< t > &texture, const int tx0, const int ty0, const int tx1, const int ty1, const float opacity = 1, const float precision = 4, const unsigned int pattern = ~0U, const bool init_hatch = true)`

Draw a cubic spline curve in the instance image.

Parameters:

x0 X-coordinate of the starting curve point

y0 Y-coordinate of the starting curve point
u0 X-coordinate of the starting velocity
v0 Y-coordinate of the starting velocity
x1 X-coordinate of the ending curve point
y1 Y-coordinate of the ending curve point
u1 X-coordinate of the ending velocity
v1 Y-coordinate of the ending velocity
texture Texture image defining line pixel colors.
tx0 X-coordinate of the starting texture point.
ty0 Y-coordinate of the starting texture point.
tx1 X-coordinate of the ending texture point.
ty1 Y-coordinate of the ending texture point.
precision Curve drawing precision (optional).
opacity Drawing opacity (optional).
pattern An integer whose bits describe the line pattern (optional).
init_hatch if `true`, reinit hatch motif.

8.1.4.58 CImg<T>& draw_arrow (const int *x0*, const int *y0*, const int *x1*, const int *y1*, const tc *const *color*, const float *opacity* = 1, const float *angle* = 30, const float *length* = -10, const unsigned int *pattern* = ~0U)

Draw a colored arrow in the instance image.

Parameters:

x0 X-coordinate of the starting arrow point (tail).
y0 Y-coordinate of the starting arrow point (tail).
x1 X-coordinate of the ending arrow point (head).
y1 Y-coordinate of the ending arrow point (head).
color Pointer to `dimv()` consecutive values of type `T`, defining the drawing color.
angle Aperture angle of the arrow head (optional).
length Length of the arrow head. If negative, describes a percentage of the arrow length (optional).
opacity Drawing opacity (optional).
pattern An integer whose bits describe the line pattern (optional).

Note:

- Clipping is supported.

8.1.4.59 CImg<T>& draw_image (const int *x0*, const int *y0*, const int *z0*, const int *v0*, const CImg< t > & *sprite*, const float *opacity* = 1)

Draw an image.

Parameters:

sprite Sprite image.
x0 X-coordinate of the sprite position.
y0 Y-coordinate of the sprite position.
z0 Z-coordinate of the sprite position.
v0 V-coordinate of the sprite position.
opacity Drawing opacity (optional).

Note:

- Clipping is supported.

8.1.4.60 CImg<T>& draw_image (const int *x0*, const int *y0*, const int *z0*, const int *v0*, const CImg< ti > & *sprite*, const CImg< tm > & *mask*, const float *opacity* = 1, const float *mask_valmax* = 1)

Draw a sprite image in the instance image (masked version).

Parameters:

sprite Sprite image.
mask Mask image.
x0 X-coordinate of the sprite position in the instance image.
y0 Y-coordinate of the sprite position in the instance image.
z0 Z-coordinate of the sprite position in the instance image.
v0 V-coordinate of the sprite position in the instance image.
mask_valmax Maximum pixel value of the mask image *mask* (optional).
opacity Drawing opacity.

Note:

- Pixel values of *mask* set the opacity of the corresponding pixels in *sprite*.
- Clipping is supported.
- Dimensions along x,y and z of *sprite* and *mask* must be the same.

8.1.4.61 CImg<T>& draw_rectangle (const int *x0*, const int *y0*, const int *z0*, const int *v0*, const int *x1*, const int *y1*, const int *z1*, const int *v1*, const T *val*, const float *opacity* = 1)

Draw a 4D filled rectangle in the instance image, at coordinates (*x0*,*y0*,*z0*,*v0*)-(*x1*,*y1*,*z1*,*v1*).

Parameters:

x0 X-coordinate of the upper-left rectangle corner.

y0 Y-coordinate of the upper-left rectangle corner.
z0 Z-coordinate of the upper-left rectangle corner.
v0 V-coordinate of the upper-left rectangle corner.
x1 X-coordinate of the lower-right rectangle corner.
y1 Y-coordinate of the lower-right rectangle corner.
z1 Z-coordinate of the lower-right rectangle corner.
v1 V-coordinate of the lower-right rectangle corner.
val Scalar value used to fill the rectangle area.
opacity Drawing opacity (optional).

Note:

- Clipping is supported.

8.1.4.62 CImg<T>& draw_rectangle (const int x0, const int y0, const int z0, const int x1, const int y1, const int z1, const tc *const color, const float opacity = 1)

Draw a 3D filled colored rectangle in the instance image, at coordinates (x0,y0,z0)-(x1,y1,z1).

Parameters:

x0 X-coordinate of the upper-left rectangle corner.
y0 Y-coordinate of the upper-left rectangle corner.
z0 Z-coordinate of the upper-left rectangle corner.
x1 X-coordinate of the lower-right rectangle corner.
y1 Y-coordinate of the lower-right rectangle corner.
z1 Z-coordinate of the lower-right rectangle corner.
color Pointer to [dimv\(\)](#) consecutive values of type T, defining the drawing color.
opacity Drawing opacity (optional).

Note:

- Clipping is supported.

8.1.4.63 CImg<T>& draw_rectangle (const int x0, const int y0, const int x1, const int y1, const tc *const color, const float opacity = 1)

Draw a 2D filled colored rectangle in the instance image, at coordinates (x0,y0)-(x1,y1).

Parameters:

x0 X-coordinate of the upper-left rectangle corner.
y0 Y-coordinate of the upper-left rectangle corner.
x1 X-coordinate of the lower-right rectangle corner.
y1 Y-coordinate of the lower-right rectangle corner.
color Pointer to [dimv\(\)](#) consecutive values of type T, defining the drawing color.
opacity Drawing opacity (optional).

Note:

- Clipping is supported.

8.1.4.64 CImg<T>& draw_triangle (const int *x0*, const int *y0*, const int *x1*, const int *y1*, const int *x2*, const int *y2*, const tc *const *color*, const float *brightness0*, const float *brightness1*, const float *brightness2*, const float *opacity* = 1)

Draw a 2D Gouraud-shaded colored triangle.

Parameters:

x0 = X-coordinate of the first corner in the instance image.
y0 = Y-coordinate of the first corner in the instance image.
x1 = X-coordinate of the second corner in the instance image.
y1 = Y-coordinate of the second corner in the instance image.
x2 = X-coordinate of the third corner in the instance image.
y2 = Y-coordinate of the third corner in the instance image.
color = array of [dimv\(\)](#) values of type T, defining the global drawing color.
brightness0 = brightness of the first corner (in [0,2]).
brightness1 = brightness of the second corner (in [0,2]).
brightness2 = brightness of the third corner (in [0,2]).
opacity = opacity of the drawing.

Note:

Clipping is supported.

8.1.4.65 CImg<T>& draw_triangle (const int *x0*, const int *y0*, const int *x1*, const int *y1*, const int *x2*, const int *y2*, const CImg< tc > & *texture*, const int *tx0*, const int *ty0*, const int *tx1*, const int *ty1*, const int *tx2*, const int *ty2*, const float *opacity* = 1, const float *brightness* = 1)

Draw a 2D textured triangle.

Parameters:

x0 = X-coordinate of the first corner in the instance image.
y0 = Y-coordinate of the first corner in the instance image.
x1 = X-coordinate of the second corner in the instance image.
y1 = Y-coordinate of the second corner in the instance image.
x2 = X-coordinate of the third corner in the instance image.
y2 = Y-coordinate of the third corner in the instance image.
texture = texture image used to fill the triangle.
tx0 = X-coordinate of the first corner in the texture image.
ty0 = Y-coordinate of the first corner in the texture image.
tx1 = X-coordinate of the second corner in the texture image.
ty1 = Y-coordinate of the second corner in the texture image.
tx2 = X-coordinate of the third corner in the texture image.
ty2 = Y-coordinate of the third corner in the texture image.
opacity = opacity of the drawing.
brightness = brightness of the drawing (in [0,2]).

Note:

Clipping is supported, but texture coordinates do not support clipping.

8.1.4.66 `CImg<T>& draw_triangle (const int x0, const int y0, const int x1, const int y1, const int x2, const int y2, const tc *const color, const CImg<tl> &light, const int lx0, const int ly0, const int lx1, const int ly1, const int lx2, const int ly2, const float opacity = 1)`

Draw a 2D Pseudo-Phong-shaded triangle.

Parameters:

x0 = X-coordinate of the first corner in the instance image.
y0 = Y-coordinate of the first corner in the instance image.
x1 = X-coordinate of the second corner in the instance image.
y1 = Y-coordinate of the second corner in the instance image.
x2 = X-coordinate of the third corner in the instance image.
y2 = Y-coordinate of the third corner in the instance image.
color = array of `dimv()` values of type *T*, defining the global drawing color.
light = light image.
lx0 = X-coordinate of the first corner in the light image.
ly0 = Y-coordinate of the first corner in the light image.
lx1 = X-coordinate of the second corner in the light image.
ly1 = Y-coordinate of the second corner in the light image.
lx2 = X-coordinate of the third corner in the light image.
ly2 = Y-coordinate of the third corner in the light image.
opacity = opacity of the drawing.

Note:

Clipping is supported, but texture coordinates do not support clipping.

8.1.4.67 `CImg<T>& draw_triangle (const int x0, const int y0, const int x1, const int y1, const int x2, const int y2, const CImg<tc> &texture, const int tx0, const int ty0, const int tx1, const int ty1, const int tx2, const int ty2, const float brightness0, const float brightness1, const float brightness2, const float opacity = 1)`

Draw a 2D Gouraud-shaded textured triangle.

Parameters:

x0 = X-coordinate of the first corner in the instance image.
y0 = Y-coordinate of the first corner in the instance image.
x1 = X-coordinate of the second corner in the instance image.
y1 = Y-coordinate of the second corner in the instance image.
x2 = X-coordinate of the third corner in the instance image.
y2 = Y-coordinate of the third corner in the instance image.
texture = texture image used to fill the triangle.
tx0 = X-coordinate of the first corner in the texture image.
ty0 = Y-coordinate of the first corner in the texture image.

tx1 = X-coordinate of the second corner in the texture image.
ty1 = Y-coordinate of the second corner in the texture image.
tx2 = X-coordinate of the third corner in the texture image.
ty2 = Y-coordinate of the third corner in the texture image.
brightness0 = brightness value of the first corner.
brightness1 = brightness value of the second corner.
brightness2 = brightness value of the third corner.
opacity = opacity of the drawing.

Note:

Clipping is supported, but texture coordinates do not support clipping.

8.1.4.68 CImg<T>& draw_triangle (const int *x0*, const int *y0*, const int *x1*, const int *y1*, const int *x2*, const int *y2*, const CImg< tc > & *texture*, const int *tx0*, const int *ty0*, const int *tx1*, const int *ty1*, const int *tx2*, const int *ty2*, const CImg< tl > & *light*, const int *lx0*, const int *ly0*, const int *lx1*, const int *ly1*, const int *lx2*, const int *ly2*, const float *opacity* = 1)

Draw a 2D Pseudo-Phong-shaded textured triangle.

Parameters:

x0 = X-coordinate of the first corner in the instance image.
y0 = Y-coordinate of the first corner in the instance image.
x1 = X-coordinate of the second corner in the instance image.
y1 = Y-coordinate of the second corner in the instance image.
x2 = X-coordinate of the third corner in the instance image.
y2 = Y-coordinate of the third corner in the instance image.
texture = texture image used to fill the triangle.
tx0 = X-coordinate of the first corner in the texture image.
ty0 = Y-coordinate of the first corner in the texture image.
tx1 = X-coordinate of the second corner in the texture image.
ty1 = Y-coordinate of the second corner in the texture image.
tx2 = X-coordinate of the third corner in the texture image.
ty2 = Y-coordinate of the third corner in the texture image.
light = light image.
lx0 = X-coordinate of the first corner in the light image.
ly0 = Y-coordinate of the first corner in the light image.
lx1 = X-coordinate of the second corner in the light image.
ly1 = Y-coordinate of the second corner in the light image.
lx2 = X-coordinate of the third corner in the light image.
ly2 = Y-coordinate of the third corner in the light image.
opacity = opacity of the drawing.

Note:

Clipping is supported, but texture coordinates do not support clipping.

8.1.4.69 CImg<T>& draw_ellipse (const int *x0*, const int *y0*, const float *r1*, const float *r2*, const float *angle*, const tc *const *color*, const float *opacity* = 1)

Draw a filled ellipse.

Parameters:

x0 = X-coordinate of the ellipse center.
y0 = Y-coordinate of the ellipse center.
r1 = First radius of the ellipse.
r2 = Second radius of the ellipse.
angle = Angle of the first radius.
color = array of [dimv\(\)](#) values of type T, defining the drawing color.
opacity = opacity of the drawing.

8.1.4.70 CImg<T>& draw_ellipse (const int *x0*, const int *y0*, const CImg< t > & *tensor*, const tc *const *color*, const float *opacity* = 1)

Draw a filled ellipse.

Parameters:

x0 = X-coordinate of the ellipse center.
y0 = Y-coordinate of the ellipse center.
tensor = Diffusion tensor describing the ellipse.
color = array of [dimv\(\)](#) values of type T, defining the drawing color.
opacity = opacity of the drawing.

8.1.4.71 CImg<T>& draw_ellipse (const int *x0*, const int *y0*, const float *r1*, const float *r2*, const float *angle*, const tc *const *color*, const float *opacity*, const unsigned int *pattern*)

Draw an outlined ellipse.

Parameters:

x0 = X-coordinate of the ellipse center.
y0 = Y-coordinate of the ellipse center.
r1 = First radius of the ellipse.
r2 = Second radius of the ellipse.
ru = X-coordinate of the orientation vector related to the first radius.
rv = Y-coordinate of the orientation vector related to the first radius.
color = array of [dimv\(\)](#) values of type T, defining the drawing color.
pattern = If zero, the ellipse is filled, else pattern is an integer whose bits describe the outline pattern.
opacity = opacity of the drawing.

8.1.4.72 CImg<T>& draw_ellipse (const int *x0*, const int *y0*, const CImg< t > & *tensor*, const tc *const *color*, const float *opacity*, const unsigned int *pattern*)

Draw an outlined ellipse.

Parameters:

x0 = X-coordinate of the ellipse center.

y0 = Y-coordinate of the ellipse center.

tensor = Diffusion tensor describing the ellipse.

color = array of [dimv\(\)](#) values of type T, defining the drawing color.

pattern = If zero, the ellipse is filled, else pattern is an integer whose bits describe the outline pattern.

opacity = opacity of the drawing.

8.1.4.73 CImg<T>& draw_circle (const int *x0*, const int *y0*, int *radius*, const tc *const *color*, const float *opacity* = 1)

Draw a filled circle.

Parameters:

x0 X-coordinate of the circle center.

y0 Y-coordinate of the circle center.

radius Circle radius.

color Array of [dimv\(\)](#) values of type T, defining the drawing color.

opacity Drawing opacity.

Note:

- Circle version of the Bresenham's algorithm is used.

8.1.4.74 CImg<T>& draw_circle (const int *x0*, const int *y0*, int *radius*, const tc *const *color*, const float *opacity*, const unsigned int)

Draw an outlined circle.

Parameters:

x0 X-coordinate of the circle center.

y0 Y-coordinate of the circle center.

radius Circle radius.

color Array of [dimv\(\)](#) values of type T, defining the drawing color.

opacity Drawing opacity.

8.1.4.75 `CImg<T>& draw_text (const int x0, const int y0, const char *const text, const tc1 *const foreground_color, const tc2 *const background_color, const float opacity, const CImgList< t > &font, ...)`

Draw a text.

Parameters:

x0 X-coordinate of the text in the instance image.

y0 Y-coordinate of the text in the instance image.

foreground_color Array of `dimv()` values of type T, defining the foreground color (0 means 'transparent').

background_color Array of `dimv()` values of type T, defining the background color (0 means 'transparent').

font Font used for drawing text.

opacity Drawing opacity.

format 'printf'-style format string, followed by arguments.

Note:

Clipping is supported.

8.1.4.76 `CImg<T>& draw_text (const int x0, const int y0, const char *const text, const tc1 *const foreground_color, const tc2 *const background_color, const float opacity = 1, const unsigned int font_size = 11, ...)`

Draw a text.

Parameters:

x0 X-coordinate of the text in the instance image.

y0 Y-coordinate of the text in the instance image.

foreground_color Array of `dimv()` values of type T, defining the foreground color (0 means 'transparent').

background_color Array of `dimv()` values of type T, defining the background color (0 means 'transparent').

font_size Size of the font (nearest match).

opacity Drawing opacity.

format 'printf'-style format string, followed by arguments.

Note:

Clipping is supported.

8.1.4.77 `CImg<T>& draw_quiver (const CImg< t1 > &flow, const t2 *const color, const float opacity = 1, const unsigned int sampling = 25, const float factor = -20, const bool arrows = true, const unsigned int pattern = ~0U)`

Draw a vector field in the instance image, using a colormap.

Parameters:

flow Image of 2d vectors used as input data.
color Image of `dimv()`-D vectors corresponding to the color of each arrow.
sampling Length (in pixels) between each arrow.
factor Length factor of each arrow (if <0, computed as a percentage of the maximum length).
opacity Opacity of the drawing.
pattern Used pattern to draw lines.

Note:

Clipping is supported.

8.1.4.78 `CImg<T>& draw_quiver (const CImg< t1 > &flow, const CImg< t2 > &color, const float opacity = 1, const unsigned int sampling = 25, const float factor = -20, const bool arrows = true, const unsigned int pattern = ~0U)`

Draw a vector field in the instance image, using a colormap.

Parameters:

flow Image of 2d vectors used as input data.
color Image of `dimv()`-D vectors corresponding to the color of each arrow.
sampling Length (in pixels) between each arrow.
factor Length factor of each arrow (if <0, computed as a percentage of the maximum length).
opacity Opacity of the drawing.
pattern Used pattern to draw lines.

Note:

Clipping is supported.

8.1.4.79 `CImg<T>& draw_graph (const CImg< t > &data, const tc *const color, const float opacity = 1, const unsigned int plot_type = 1, const int vertex_type = 1, const double ymin = 0, const double ymax = 0, const bool expand = false, const unsigned int pattern = ~0U)`

Draw a 1D graph on the instance image.

Parameters:

data Image containing the graph values $I = f(x)$.
color Array of `dimv()` values of type T, defining the drawing color.
opacity Drawing opacity.
plot_type Define the type of the plot :

- 0 = No plot.
- 1 = Plot using segments.
- 2 = Plot using cubic splines.

- 3 = Plot with bars.

vertex_type Define the type of vertices :

- 0 = No vertices.
- 1 = Point.
- 2 = Straight cross.
- 3 = Diagonal cross.
- 4 = Filled circle.
- 5 = Outlined circle.
- 6 = Square.
- 7 = Diamond.

ymin Lower bound of the y-range.

ymax Upper bound of the y-range.

expand Expand plot along the X-axis.

pattern Drawing pattern.

Note:

- if `ymin==ymax==0`, the y-range is computed automatically from the input samples.

8.1.4.80 **CImg<T>& draw_axis** (const CImg< t > & *xvalues*, const int *y*, const tc *const *color*, const float *opacity* = 1, const unsigned int *pattern* = ~0U)

Draw a labeled horizontal axis on the instance image.

Parameters:

xvalues Lower bound of the x-range.

y Y-coordinate of the horizontal axis in the instance image.

color Array of `dimv()` values of type T, defining the drawing color.

opacity Drawing opacity.

pattern Drawing pattern.

opacity_out Drawing opacity of 'outside' axes.

Note:

if `precision==0`, precision of the labels is automatically computed.

8.1.4.81 **CImg<T>& draw_fill** (const int *x*, const int *y*, const int *z*, const tc *const *color*, const float *opacity*, CImg< t > & *region*, const float *sigma* = 0, const bool *high_connexity* = false)

Draw a 3D filled region starting from a point (*x*,*y*,\ *z*) in the instance image.

Parameters:

x X-coordinate of the starting point of the region to fill.

y Y-coordinate of the starting point of the region to fill.

z Z-coordinate of the starting point of the region to fill.
color An array of [dimv\(\)](#) values of type T, defining the drawing color.
region Image that will contain the mask of the filled region mask, as an output.
sigma Tolerance concerning neighborhood values.
opacity Opacity of the drawing.
high_connexity Tells if 8-connexity must be used (only for 2D images).

Returns:

region is initialized with the binary mask of the filled region.

8.1.4.82 CImg<T>& draw_fill (const int x, const int y, const int z, const tc *const color, const float opacity = 1, const float sigma = 0, const bool high_connexity = false)

Draw a 3D filled region starting from a point (x,y,\ z) in the instance image.

Parameters:

x = X-coordinate of the starting point of the region to fill.
y = Y-coordinate of the starting point of the region to fill.
z = Z-coordinate of the starting point of the region to fill.
color = an array of [dimv\(\)](#) values of type T, defining the drawing color.
sigma = tolerance concerning neighborhood values.
opacity = opacity of the drawing.

8.1.4.83 CImg<T>& draw_fill (const int x, const int y, const tc *const color, const float opacity = 1, const float sigma = 0, const bool high_connexity = false)

Draw a 2D filled region starting from a point (x,y) in the instance image.

Parameters:

x = X-coordinate of the starting point of the region to fill.
y = Y-coordinate of the starting point of the region to fill.
color = an array of [dimv\(\)](#) values of type T, defining the drawing color.
sigma = tolerance concerning neighborhood values.
opacity = opacity of the drawing.

8.1.4.84 CImg<T>& draw_plasma (const int x0, const int y0, const int x1, const int y1, const float alpha = 1, const float beta = 1, const float opacity = 1)

Draw a plasma random texture.

Parameters:

x0 = X-coordinate of the upper-left corner of the plasma.

y0 = Y-coordinate of the upper-left corner of the plasma.
x1 = X-coordinate of the lower-right corner of the plasma.
y1 = Y-coordinate of the lower-right corner of the plasma.
alpha = Alpha-parameter of the plasma.
beta = Beta-parameter of the plasma.
opacity = opacity of the drawing.

8.1.4.85 CImg<T>& draw_plasma (const float *alpha* = 1, const float *beta* = 1, const float *opacity* = 1)

Draw a plasma random texture.

Parameters:

alpha = Alpha-parameter of the plasma.
beta = Beta-parameter of the plasma.
opacity = opacity of the drawing.

8.1.4.86 CImg<T>& draw_gaussian (const float *xc*, const float *sigma*, const tc *const *color*, const float *opacity* = 1)

Draw a 1D gaussian function in the instance image.

Parameters:

xc = X-coordinate of the gaussian center.
sigma = Standard variation of the gaussian distribution.
color = array of [dimv\(\)](#) values of type T, defining the drawing color.
opacity = opacity of the drawing.

8.1.4.87 CImg<T>& draw_gaussian (const float *xc*, const float *yc*, const CImg< t > & *tensor*, const tc *const *color*, const float *opacity* = 1)

Draw an anisotropic 2D gaussian function.

Parameters:

xc = X-coordinate of the gaussian center.
yc = Y-coordinate of the gaussian center.
tensor = 2x2 covariance matrix.
color = array of [dimv\(\)](#) values of type T, defining the drawing color.
opacity = opacity of the drawing.

8.1.4.88 CImg<T>& draw_gaussian (const float *xc*, const float *yc*, const float *sigma*, const tc *const *color*, const float *opacity* = 1)

Draw an isotropic 2D gaussian function.

Parameters:

xc = X-coordinate of the gaussian center.

yc = Y-coordinate of the gaussian center.

sigma = standard variation of the gaussian distribution.

color = array of [dimv\(\)](#) values of type T, defining the drawing color.

opacity = opacity of the drawing.

8.1.4.89 CImg<T>& draw_gaussian (const float *xc*, const float *yc*, const float *zc*, const CImg< t > & *tensor*, const tc *const *color*, const float *opacity* = 1)

Draw an anisotropic 3D gaussian function.

Parameters:

xc = X-coordinate of the gaussian center.

yc = Y-coordinate of the gaussian center.

zc = Z-coordinate of the gaussian center.

tensor = 3x3 covariance matrix.

color = array of [dimv\(\)](#) values of type T, defining the drawing color.

opacity = opacity of the drawing.

8.1.4.90 CImg<T>& draw_gaussian (const float *xc*, const float *yc*, const float *zc*, const float *sigma*, const tc *const *color*, const float *opacity* = 1)

Draw an isotropic 3D gaussian function.

Parameters:

xc = X-coordinate of the gaussian center.

yc = Y-coordinate of the gaussian center.

zc = Z-coordinate of the gaussian center.

sigma = standard variation of the gaussian distribution.

color = array of [dimv\(\)](#) values of type T, defining the drawing color.

opacity = opacity of the drawing.

8.1.4.91 `CImg<T>& draw_object3d (const float x0, const float y0, const float z0, const CImg<tp> & points, const CImgList<tf> & primitives, const CImgList<tc> & colors, const CImgList<to> & opacities, const unsigned int render_type = 4, const bool double_sided = false, const float focale = 500, const float lightx = 0, const float lighty = 0, const float lightz = -5000, const float specular_light = 0.2f, const float specular_shine = 0.1f, CImg<floatT> & zbuffer = cimg_library::CImg<floatT>::empty())`

Draw a 3D object.

Parameters:

X = X-coordinate of the 3d object position

Y = Y-coordinate of the 3d object position

Z = Z-coordinate of the 3d object position

points = Image N*3 describing 3D point coordinates

primitives = List of P primitives

colors = List of P color (or textures)

opacities = Image of P opacities

render_type = Render type (0=Points, 1=Lines, 2=Faces (no light), 3=Faces (flat), 4=Faces(Gouraud)

double_sided = Tell if object faces have two sides or are oriented.

focale = length of the focale

lightx = X-coordinate of the light

lighty = Y-coordinate of the light

lightz = Z-coordinate of the light

specular_shine = Shininess of the object

8.1.4.92 `CImg<T>& correlate (const CImg<t> & mask, const unsigned int cond = 1, const bool weighted_correl = false)`

Compute the correlation of the instance image by a mask.

The correlation of the instance image **this* by the mask *mask* is defined to be :

$$\text{res}(x,y,z) = \sum_{\{i,j,k\}} (*this)(x+i,y+j,z+k) * \text{mask}(i,j,k)$$

Parameters:

mask = the correlation kernel.

cond = the border condition type (0=zero, 1=dirichlet)

weighted_correl = enable local normalization.

8.1.4.93 `CImg<T>& convolve (const CImg<t> & mask, const unsigned int cond = 1, const bool weighted_convol = false)`

Compute the convolution of the image by a mask.

The result *res* of the convolution of an image *img* by a mask *mask* is defined to be :

$$\text{res}(x,y,z) = \sum_{\{i,j,k\}} \text{img}(x-i,y-j,z-k) * \text{mask}(i,j,k)$$

Parameters:

mask = the correlation kernel.
cond = the border condition type (0=zero, 1=dirichlet)
weighted_convol = enable local normalization.

8.1.4.94 CImg<T>& noise (const double *sigma*, const unsigned int *noise_type* = 0)

Add noise to the image.

Parameters:

sigma = power of the noise. if *sigma*<0, it corresponds to the percentage of the maximum image value.
ntype = noise type. can be 0=gaussian, 1=uniform or 2=Salt and Pepper, 3=Poisson, 4=Rician.

Returns:

A noisy version of the instance image.

8.1.4.95 CImg<T>& deriche (const float *sigma*, const int *order* = 0, const char *axis* = 'x', const bool *cond* = true)

Compute the result of the Deriche filter.

The Canny-Deriche filter is a recursive algorithm allowing to compute blurred derivatives of order 0,1 or 2 of an image.

8.1.4.96 CImg<T>& blur (const float *sigmax*, const float *sigmay*, const float *sigmaz*, const bool *cond* = true)

Return a blurred version of the image, using a Canny-Deriche filter.

Blur the image with an anisotropic exponential filter (Deriche filter of order 0).

8.1.4.97 CImg<T>& blur_anisotropic (const CImg< t > & *G*, const float *amplitude* = 60, const float *dl* = 0.8f, const float *da* = 30, const float *gauss_prec* = 2, const unsigned int *interpolation_type* = 0, const unsigned int *fast_approx* = 1)

Blur the image anisotropically following a field of diffusion tensors.

Parameters:

G = Field of square roots of diffusion tensors/vectors used to drive the smoothing.
is_tensor = Tell if *G* is a tensor or a vector field.
amplitude = amplitude of the smoothing.
dl = spatial discretization.
da = angular discretization.
gauss_prec = precision of the gaussian function.
interpolation Used interpolation scheme (0 = nearest-neighbor, 1 = linear, 2 = Runge-Kutta)
fast_approx = Tell to use the fast approximation or not.

8.1.4.98 CImg<T>& blur_bilateral (const float *sigma_x*, const float *sigma_y*, const float *sigma_z*, const float *sigma_r*, const int *bgrid_x*, const int *bgrid_y*, const int *bgrid_z*, const int *bgrid_r*, const bool *interpolation_type* = true)

Blur an image using the bilateral filter.

Parameters:

sigma_x Amount of blur along the X-axis.
sigma_y Amount of blur along the Y-axis.
sigma_z Amount of blur along the Z-axis.
sigma_r Amount of blur along the range axis.
bgrid_x Size of the bilateral grid along the X-axis.
bgrid_y Size of the bilateral grid along the Y-axis.
bgrid_z Size of the bilateral grid along the Z-axis.
bgrid_r Size of the bilateral grid along the range axis.
interpolation_type Use interpolation for image slicing.

Note:

This algorithm uses the optimisation technique proposed by S. Paris and F. Durand, in ECCV'2006 (extended for 3D volumetric images).

8.1.4.99 CImg<T>& haar (const char *axis*, const bool *invert* = false, const unsigned int *nb_scales* = 1)

Compute the Haar multiscale wavelet transform (monodimensional version).

Parameters:

axis Axis considered for the transform.
invert Set inverse of direct transform.
nb_scales Number of scales used for the transform.

8.1.4.100 CImg<T>& haar (const bool *invert* = false, const unsigned int *nb_scales* = 1)

Compute the Haar multiscale wavelet transform.

Parameters:

invert Set inverse of direct transform.
nb_scales Number of scales used for the transform.

8.1.4.101 CImg<T>& displacement_field (const CImg< T > & *target*, const float *smooth* = 0.1f, const float *precision* = 0.1f, const unsigned int *nb_scales* = 0, const unsigned int *itermax* = 1000, const bool *backward* = true)

Estimate a displacement field between instance image and given target image.

Parameters:

backward : if false, match $I_2(X+U(X)) = I_1(X)$, else match $I_2(X) = I_1(X-U(X))$.

8.1.4.102 CImg<T>& select (CImgDisplay & *disp*, const int *select_type* = 2, unsigned int *const *XYZ* = 0, const unsigned char *const *color* = 0)

Simple interface to select a shape from an image.

Parameters:

selection Array of 6 values containing the selection result
coords_type Determine shape type to select (0=point, 1=vector, 2=rectangle, 3=circle)
disp Display window used to make the selection
XYZ Initial XYZ position (for volumetric images only)
color Color of the shape selector.

8.1.4.103 CImg<T>& load (const char *const *filename*)

Load an image from a file.

Parameters:

filename is the name of the image file to load.

Note:

The extension of *filename* defines the file format. If no filename extension is provided, CImg<T>::get_load() will try to load a [.cimg](#) file.

8.1.4.104 const CImg<T>& save (const char *const *filename*, const int *number* = -1) const

Save the image as a file.

The used file format is defined by the file extension in the filename *filename*. Parameter *number* can be used to add a 6-digit number to the filename before saving.

8.1.4.105 const CImg<T>& save_graphicsmagick_external (const char *const *filename*, const unsigned int *quality* = 100) const

Save the image using GraphicsMagick's gm.

Function that saves the image for other file formats that are not natively handled by CImg, using the tool 'gm' from the GraphicsMagick package.

This is the case for all compressed image formats (GIF,PNG,JPG,TIF, ...). You need to install the GraphicsMagick package in order to get this function working properly (see <http://www.graphicsmagick.org>).

8.1.4.106 const CImg<T>& save_imagemagick_external (const char *const *filename*, const unsigned int *quality* = 100) const

Save the image using ImageMagick's convert.

Function that saves the image for other file formats that are not natively handled by CImg, using the tool 'convert' from the ImageMagick package.

This is the case for all compressed image formats (GIF,PNG,JPG,TIF, ...). You need to install the ImageMagick package in order to get this function working properly (see <http://www.imagemagick.org>).

8.1.5 Member Data Documentation

8.1.5.1 unsigned int width

Variable representing the width of the instance image (i.e. dimensions along the X-axis).

Remarks:

- Prefer using the function `CImg<T>::dimx()` to get information about the width of an image.
- Use function `CImg<T>::resize()` to set a new width for an image. Setting directly the variable `width` would probably result in a library crash.
- Empty images have `width` defined to 0.

8.1.5.2 unsigned int height

Variable representing the height of the instance image (i.e. dimensions along the Y-axis).

Remarks:

- Prefer using the function `CImg<T>::dimy()` to get information about the height of an image.
- Use function `CImg<T>::resize()` to set a new height for an image. Setting directly the variable `height` would probably result in a library crash.
- 1D signals have `height` defined to 1.
- Empty images have `height` defined to 0.

8.1.5.3 unsigned int depth

Variable representing the depth of the instance image (i.e. dimensions along the Z-axis).

Remarks:

- Prefer using the function `CImg<T>::dimz()` to get information about the depth of an image.
- Use function `CImg<T>::resize()` to set a new depth for an image. Setting directly the variable `depth` would probably result in a library crash.
- Classical 2D images have `depth` defined to 1.
- Empty images have `depth` defined to 0.

8.1.5.4 unsigned int dim

Variable representing the number of channels of the instance image (i.e. dimensions along the V-axis).

Remarks:

- Prefer using the function `CImg<T>::dimv()` to get information about the depth of an image.

- Use function `CImg<T>::resize()` to set a new vector dimension for an image. Setting directly the variable `dim` would probably result in a library crash.
- Scalar-valued images (one value per pixel) have `dim` defined to 1.
- Empty images have `depth` defined to 0.

8.2 CImgDisplay Struct Reference

This class represents a window which can display [CImg](#) images and handles mouse and keyboard events.

Public Member Functions

- [CImgDisplay](#) ()
Create an empty display window.
- [CImgDisplay](#) (const unsigned int dimw, const unsigned int dimh, const char *title=0, const unsigned int normalization_type=3, const bool fullscreen_flag=false, const bool closed_flag=false)
Create a display window with a specified size `pwidth` x `height`.
- template<typename T >
[CImgDisplay](#) (const [CImg](#)< T > &img, const char *title=0, const unsigned int normalization_type=3, const bool fullscreen_flag=false, const bool closed_flag=false)
Create a display window from an image.
- template<typename T >
[CImgDisplay](#) (const [CImgList](#)< T > &list, const char *title=0, const unsigned int normalization_type=3, const bool fullscreen_flag=false, const bool closed_flag=false)
Create a display window from an image list.
- [CImgDisplay](#) (const [CImgDisplay](#) &disp)
Create a display window by copying another one.
- [~CImgDisplay](#) ()
Destructor.
- [CImgDisplay](#) & operator= (const [CImgDisplay](#) &disp)
Assignment operator.
- bool [is_empty](#) () const
Return true is display is empty.
- operator bool () const
Return true if display is not empty.
- int [dimx](#) () const
Return display width.
- int [dimy](#) () const
Return display height.
- int [window_dimx](#) () const
Return display window width.
- int [window_dimy](#) () const
Return display window height.

- `int window_posx () const`
Return X-coordinate of the window.
- `int window_posy () const`
Return Y-coordinate of the window.
- `CImgDisplay & wait (const unsigned int milliseconds)`
Synchronized waiting function. Same as `cimg::wait()`.
- `CImgDisplay & wait ()`
Wait for an event occuring on the current display.
- `float frames_per_second ()`
Return the frame per second rate.
- `template<typename T >
CImgDisplay & display (const CImgList< T > &list, const char axis='x', const char align='p')`
Display an image list CImgList<T> into a display window.
- `template<typename T >
CImgDisplay & operator<< (const CImg< T > &img)`
Display an image CImg<T> into a display window.
- `template<typename T >
CImgDisplay & operator<< (const CImgList< T > &list)`
Display an image CImg<T> into a display window.
- `template<typename T >
CImgDisplay & resize (const CImg< T > &img, const bool redraw=true)`
Resize a display window with the size of an image.
- `CImgDisplay & resize (const CImgDisplay &disp, const bool redraw=true)`
Resize a display window using the size of the given display disp.
- `CImgDisplay & resize (const bool redraw=true)`
Resize a display window in its current size.
- `CImgDisplay & fullscreen (const bool redraw=true)`
Set fullscreen mode.
- `CImgDisplay & normalscreen (const bool redraw=true)`
Set normal screen mode.
- `CImgDisplay & flush ()`
Clear all events of the current display.
- `bool is_key (const bool remove=false)`
Test if any key has been pressed.
- `bool is_key (const unsigned int key1, const bool remove)`

Test if a key has been pressed.

- `bool is_key (const unsigned int key1, const unsigned int key2, const bool remove)`
Test if a key sequence has been typed.
- `bool is_key (const unsigned int key1, const unsigned int key2, const unsigned int key3, const bool remove)`
Test if a key sequence has been typed.
- `bool is_key (const unsigned int key1, const unsigned int key2, const unsigned int key3, const unsigned int key4, const bool remove)`
Test if a key sequence has been typed.
- `bool is_key (const unsigned int key1, const unsigned int key2, const unsigned int key3, const unsigned int key4, const unsigned int key5, const bool remove)`
Test if a key sequence has been typed.
- `bool is_key (const unsigned int key1, const unsigned int key2, const unsigned int key3, const unsigned int key4, const unsigned int key5, const unsigned int key6, const bool remove)`
Test if a key sequence has been typed.
- `bool is_key (const unsigned int key1, const unsigned int key2, const unsigned int key3, const unsigned int key4, const unsigned int key5, const unsigned int key6, const unsigned int key7, const bool remove)`
Test if a key sequence has been typed.
- `bool is_key (const unsigned int key1, const unsigned int key2, const unsigned int key3, const unsigned int key4, const unsigned int key5, const unsigned int key6, const unsigned int key7, const unsigned int key8, const bool remove)`
Test if a key sequence has been typed.
- `bool is_key (const unsigned int key1, const unsigned int key2, const unsigned int key3, const unsigned int key4, const unsigned int key5, const unsigned int key6, const unsigned int key7, const unsigned int key8, const unsigned int key9, const bool remove)`
Test if a key sequence has been typed.
- `bool is_key (const unsigned int *const keyseq, const unsigned int N, const bool remove=true)`
Test if a key sequence has been typed.
- `CImgDisplay & assign ()`
In-place version of the destructor.
- `CImgDisplay & assign (const unsigned int dimw, const unsigned int dimh, const char *title=0, const unsigned int normalization_type=3, const bool fullscreen_flag=false, const bool closed_flag=false)`
In-place version of the previous constructor.
- `template<typename T > CImgDisplay & assign (const CImg< T > &img, const char *title=0, const unsigned int normalization_type=3, const bool fullscreen_flag=false, const bool closed_flag=false)`
In-place version of the previous constructor.

- `template<typename T >`
`CImgDisplay & assign` (const `CImgList`< T > &list, const char *title=0, const unsigned int normalization_type=3, const bool fullscreen_flag=false, const bool closed_flag=false)
In-place version of the previous constructor.
- `CImgDisplay & assign` (const `CImgDisplay` &disp)
In-place version of the previous constructor.
- `CImgDisplay & resize` (const int width, const int height, const bool redraw=true)
Resize window.
- `CImgDisplay & toggle_fullscreen` (const bool redraw=true)
Toggle fullscreen mode.
- `CImgDisplay & show` ()
Show a closed display.
- `CImgDisplay & close` ()
Close a visible display.
- `CImgDisplay & move` (const int posX, const int posY)
Move window.
- `CImgDisplay & show_mouse` ()
Show mouse pointer.
- `CImgDisplay & hide_mouse` ()
Hide mouse pointer.
- `CImgDisplay & set_mouse` (const int posX, const int posY)
Move mouse pointer to a specific location.
- `CImgDisplay & set_title` (const char *format,...)
Set the window title.
- `template<typename T >`
`CImgDisplay & display` (const `CImg`< T > &img)
Display an image in a window.
- `CImgDisplay & paint` ()
Re-paint image content in window.
- `template<typename T >`
`CImgDisplay & render` (const `CImg`< T > &img)
Render image buffer into GDI native image format.
- `template<typename T >`
`const CImgDisplay & snapshot` (`CImg`< T > &img) const
Take a snapshot of the display in the specified image.

Static Public Member Functions

- static `CImgDisplay & empty ()`
Return a reference to an empty display.
- static void `wait (CImgDisplay &disp1)`
Wait for any event occuring on the display disp1.
- static void `wait (CImgDisplay &disp1, CImgDisplay &disp2)`
Wait for any event occuring either on the display disp1 or disp2.
- static void `wait (CImgDisplay &disp1, CImgDisplay &disp2, CImgDisplay &disp3)`
Wait for any event occuring either on the display disp1, disp2 or disp3.
- static void `wait (CImgDisplay &disp1, CImgDisplay &disp2, CImgDisplay &disp3, CImgDisplay &disp4)`
Wait for any event occuring either on the display disp1, disp2, disp3 or disp4.
- static int `screen_dimx ()`
Return the width of the screen resolution.
- static int `screen_dimy ()`
Return the height of the screen resolution.
- static void `wait_all ()`
Wait for a window event in any CImg window.

Public Attributes

- unsigned int `width`
Width of the display.
- unsigned int `height`
Height of the display.
- unsigned int `normalization`
Normalization type used for the display.
- char * `title`
Display title.
- volatile int `window_x`
X-pos of the display on the screen.
- volatile int `window_y`
Y-pos of the display on the screen.
- volatile unsigned int `window_width`
Width of the underlying window.

- volatile unsigned int [window_height](#)
Height of the underlying window.
- volatile int [mouse_x](#)
X-coordinate of the mouse pointer on the display.
- volatile int [mouse_y](#)
Y-coordinate of the mouse pointer on the display.
- volatile unsigned int [buttons](#) [512]
Button state of the mouse.
- volatile int [wheel](#)
Wheel state of the mouse.
- volatile unsigned int & [key](#)
Key value if pressed.
- volatile unsigned int & [released_key](#)
Key value if released.
- volatile bool [is_closed](#)
Closed state of the window.
- volatile bool [is_resized](#)
Resized state of the window.
- volatile bool [is_moved](#)
Moved state of the window.
- volatile bool [is_event](#)
Event state of the window.
- volatile bool [is_keyESC](#)
Current state of the corresponding key (exists for all referenced keys).
- bool [is_fullscreen](#)
Fullscreen state of the display.

8.2.1 Detailed Description

This class represents a window which can display [CImg](#) images and handles mouse and keyboard events.

Creating a [CImgDisplay](#) instance opens a window that can be used to display a [CImg<T>](#) image of a [CImgList<T>](#) image list inside. When a display is created, associated window events (such as mouse motion, keyboard and window size changes) are handled and can be easily detected by testing specific [CImgDisplay](#) data fields. See [Using Display Windows](#). for a complete tutorial on using the [CImgDisplay](#) class.

8.2.2 Constructor & Destructor Documentation

8.2.2.1 CImgDisplay (`const unsigned int dimw, const unsigned int dimh, const char * title = 0, const unsigned int normalization_type = 3, const bool fullscreen_flag = false, const bool closed_flag = false`)

Create a display window with a specified size `pwidth` x `height`.

Parameters:

dimw Width of the display window.

dimh Height of the display window.

title Title of the display window.

normalization_type Normalization type of the display window (0=none, 1=always, 2=once).

fullscreen_flag : Fullscreen mode.

closed_flag : Initially visible mode. A black image will be initially displayed in the display window.

8.2.2.2 CImgDisplay (`const CImg< T > & img, const char * title = 0, const unsigned int normalization_type = 3, const bool fullscreen_flag = false, const bool closed_flag = false`)

Create a display window from an image.

Parameters:

img : Image that will be used to create the display window.

title : Title of the display window

normalization_type : Normalization type of the display window.

fullscreen_flag : Fullscreen mode.

closed_flag : Initially visible mode.

8.2.2.3 CImgDisplay (`const CImgList< T > & list, const char * title = 0, const unsigned int normalization_type = 3, const bool fullscreen_flag = false, const bool closed_flag = false`)

Create a display window from an image list.

Parameters:

list : The list of images to display.

title : Title of the display window

normalization_type : Normalization type of the display window.

fullscreen_flag : Fullscreen mode.

closed_flag : Initially visible mode.

8.2.2.4 CImgDisplay (const CImgDisplay & disp)

Create a display window by copying another one.

Parameters:

disp : Display window to copy.

8.2.3 Member Function Documentation

8.2.3.1 CImgDisplay& display (const CImgList< T > & list, const char axis = 'x', const char align = 'p')

Display an image list CImgList<T> into a display window.

First, all images of the list are appended into a single image used for visualization, then this image is displayed in the current display window.

Parameters:

list : The list of images to display.

axis : The axis used to append the image for visualization. Can be 'x' (default), 'y', 'z' or 'v'.

align : Defines the relative alignment of images when displaying images of different sizes. Can be 'c' (centered, which is the default), 'p' (top alignment) and 'n' (bottom alignment).

8.2.3.2 CImgDisplay& resize (const CImg< T > & img, const bool redraw = true)

Resize a display window with the size of an image.

Parameters:

img : Input image. `image.width` and `image.height` give the new dimensions of the display window.

redraw : If `true` (default), the current displayed image in the display window will be block-interpolated to fit the new dimensions. If `false`, a black image will be drawn in the resized window.

8.3 CImgException Struct Reference

Instances of this class are thrown when errors occur during a CImg library function call.

Inherited by CImgArgumentException, CImgDisplayException, CImgInstanceException, CImgIOException, and CImgWarningException.

Public Attributes

- char [message](#) [4096]

Message associated with the error that thrown the exception.

8.3.1 Detailed Description

Instances of this class are thrown when errors occur during a CImg library function call.

8.3.2 Overview

[CImgException](#) is the base class of CImg exceptions. Exceptions are thrown by the CImg Library when an error occurred in a CImg library function call. [CImgException](#) is seldom thrown itself. Children classes that specify the kind of error encountered are generally used instead. These sub-classes are :

- **CImgInstanceException** : Thrown when the instance associated to the called CImg function is not correctly defined. Generally, this exception is thrown when one tries to process *empty* images. The example below will throw a *CImgInstanceException*.

```
CImg<float> img;           // Construct an empty image.
img.blur(10);             // Try to blur the image.
```

- **CImgArgumentException** : Thrown when one of the arguments given to the called CImg function is not correct. Generally, this exception is thrown when arguments passed to the function are outside an admissible range of values. The example below will throw a *CImgArgumentException*.

```
CImg<float> img(100,100,1,3); // Define a 100x100 color image with float pixels.
img = 0;                     // Try to fill pixels from the 0 pointer (invalid argument to open)
```

- **CImgIOException** : Thrown when an error occurred when trying to load or save image files. The example below will throw a *CImgIOException*.

```
CImg<float> img("file_doesnt_exist.jpg"); // Try to load a file that doesn't exist.
```

- **CImgDisplayException** : Thrown when an error occurred when trying to display an image in a window. This exception is thrown when image display request cannot be satisfied.

The parent class [CImgException](#) may be thrown itself when errors that cannot be classified in one of the above type occur. It is recommended not to throw CImgExceptions yourself, since there are normally reserved to CImg Library functions. **CImgInstanceException**, **CImgArgumentException**, **CImgIOException** and **CImgDisplayException** are simple subclasses of [CImgException](#) and are thus not detailed more in this reference documentation.

8.3.3 Exception handling

When an error occurs, the CImg Library first displays the error in a modal window. Then, it throws an instance of the corresponding exception class, generally leading the program to stop (this is the default behavior). You can bypass this default behavior by handling the exceptions yourself, using a code block `try { ... } catch() { ... }`. In this case, you can avoid the apparition of the modal window, by defining the environment variable `cimg_debug` to 0 before including the CImg header file. The example below shows how to cleanly handle CImg Library exceptions :

```
#define cimg_debug 0      // Disable modal window in CImg exceptions.
#define "CImg.h"
int main() {
    try {
        ...; // Here, do what you want.
    }
    catch (CImgInstanceException &e) {
        std::fprintf(stderr, "CImg Library Error : %s", e.message); // Display your own error message
        ...                                                         // Do what you want now.
    }
}
```

8.4 CImgList Struct Template Reference

Class representing list of images CImg<T>.

Constructors - Destructor - Copy

- [~CImgList](#) ()
Destructor.
- [CImgList](#) ()
Default constructor.
- [CImgList](#) (const unsigned int n)
Construct an image list containing n empty images.
- template<typename t >
[CImgList](#) (const [CImgList](#)< t > &list)
Default copy constructor.
- [CImgList](#) (const [CImgList](#)< T > &list)
• template<typename t >
[CImgList](#) (const [CImgList](#)< t > &list, const bool shared)
Advanced copy constructor.
- [CImgList](#) (const [CImgList](#)< T > &list, const bool shared)
- [CImgList](#) (const unsigned int n, const unsigned int width, const unsigned int height=1, const unsigned int depth=1, const unsigned int dim=1)
Construct an image list containing n images with specified size.
- [CImgList](#) (const unsigned int n, const unsigned int width, const unsigned int height, const unsigned int depth, const unsigned int dim, const T val)
Construct an image list containing n images with specified size, filled with specified value.
- [CImgList](#) (const unsigned int n, const unsigned int width, const unsigned int height, const unsigned int depth, const unsigned int dim, const int val0, const int val1,...)
Construct an image list containing n images with specified size and specified pixel values (int version).
- [CImgList](#) (const unsigned int n, const unsigned int width, const unsigned int height, const unsigned int depth, const unsigned int dim, const double val0, const double val1,...)
Construct an image list containing n images with specified size and specified pixel values (double version).
- template<typename t >
[CImgList](#) (const unsigned int n, const [CImg](#)< t > &img)
Construct a list containing n copies of the image img.
- template<typename t >
[CImgList](#) (const unsigned int n, const [CImg](#)< t > &img, const bool shared)
Construct a list containing n copies of the image img, forcing the shared state.

- `template<typename t >`
`CImgList (const CImg< t > &img)`
Construct an image list from one image.
- `template<typename t >`
`CImgList (const CImg< t > &img, const bool shared)`
Construct an image list from one image, forcing the shared state.
- `template<typename t1 , typename t2 >`
`CImgList (const CImg< t1 > &img1, const CImg< t2 > &img2)`
Construct an image list from two images.
- `template<typename t1 , typename t2 >`
`CImgList (const CImg< t1 > &img1, const CImg< t2 > &img2, const bool shared)`
Construct an image list from two images, forcing the shared state.
- `template<typename t1 , typename t2 , typename t3 >`
`CImgList (const CImg< t1 > &img1, const CImg< t2 > &img2, const CImg< t3 > &img3)`
Construct an image list from three images.
- `template<typename t1 , typename t2 , typename t3 >`
`CImgList (const CImg< t1 > &img1, const CImg< t2 > &img2, const CImg< t3 > &img3, const bool shared)`
Construct an image list from three images, forcing the shared state.
- `template<typename t1 , typename t2 , typename t3 , typename t4 >`
`CImgList (const CImg< t1 > &img1, const CImg< t2 > &img2, const CImg< t3 > &img3, const CImg< t4 > &img4)`
Construct an image list from four images.
- `template<typename t1 , typename t2 , typename t3 , typename t4 >`
`CImgList (const CImg< t1 > &img1, const CImg< t2 > &img2, const CImg< t3 > &img3, const CImg< t4 > &img4, const bool shared)`
Construct an image list from four images, forcing the shared state.
- `template<typename t1 , typename t2 , typename t3 , typename t4 , typename t5 >`
`CImgList (const CImg< t1 > &img1, const CImg< t2 > &img2, const CImg< t3 > &img3, const CImg< t4 > &img4, const CImg< t5 > &img5)`
Construct an image list from five images.
- `template<typename t1 , typename t2 , typename t3 , typename t4 , typename t5 >`
`CImgList (const CImg< t1 > &img1, const CImg< t2 > &img2, const CImg< t3 > &img3, const CImg< t4 > &img4, const CImg< t5 > &img5, const bool shared)`
Construct an image list from five images, forcing the shared state.
- `template<typename t1 , typename t2 , typename t3 , typename t4 , typename t5 , typename t6 >`
`CImgList (const CImg< t1 > &img1, const CImg< t2 > &img2, const CImg< t3 > &img3, const CImg< t4 > &img4, const CImg< t5 > &img5, const CImg< t6 > &img6)`
Construct an image list from six images.

- `template<typename t1 , typename t2 , typename t3 , typename t4 , typename t5 , typename t6 >
 CImgList (const CImg< t1 > &img1, const CImg< t2 > &img2, const CImg< t3 > &img3, const
 CImg< t4 > &img4, const CImg< t5 > &img5, const CImg< t6 > &img6, const bool shared)`
Construct an image list from six images, forcing the shared state.
- `template<typename t1 , typename t2 , typename t3 , typename t4 , typename t5 , typename t6 , typename t7 >
 CImgList (const CImg< t1 > &img1, const CImg< t2 > &img2, const CImg< t3 > &img3, const
 CImg< t4 > &img4, const CImg< t5 > &img5, const CImg< t6 > &img6, const CImg< t7 >
 &img7)`
Construct an image list from seven images.
- `template<typename t1 , typename t2 , typename t3 , typename t4 , typename t5 , typename t6 , typename t7 >
 CImgList (const CImg< t1 > &img1, const CImg< t2 > &img2, const CImg< t3 > &img3, const
 CImg< t4 > &img4, const CImg< t5 > &img5, const CImg< t6 > &img6, const CImg< t7 >
 &img7, const bool shared)`
Construct an image list from seven images, forcing the shared state.
- `template<typename t1 , typename t2 , typename t3 , typename t4 , typename t5 , typename t6 , typename t7 , typename t8 >
 CImgList (const CImg< t1 > &img1, const CImg< t2 > &img2, const CImg< t3 > &img3, const
 CImg< t4 > &img4, const CImg< t5 > &img5, const CImg< t6 > &img6, const CImg< t7 >
 &img7, const CImg< t8 > &img8)`
Construct an image list from eight images.
- `template<typename t1 , typename t2 , typename t3 , typename t4 , typename t5 , typename t6 , typename t7 , typename t8 >
 CImgList (const CImg< t1 > &img1, const CImg< t2 > &img2, const CImg< t3 > &img3, const
 CImg< t4 > &img4, const CImg< t5 > &img5, const CImg< t6 > &img6, const CImg< t7 >
 &img7, const CImg< t8 > &img8, const bool shared)`
Construct an image list from eight images, forcing the shared state.
- `CImgList (const char *const filename)`
Construct an image list from a filename.
- `CImgList< T > & assign ()`
In-place version of the default constructor and default destructor.
- `CImgList< T > & clear ()`
Equivalent to [assign\(\)](#) (STL-compliant name).
- `CImgList< T > & assign (const unsigned int n)`
In-place version of the corresponding constructor.
- `CImgList< T > & assign (const unsigned int n, const unsigned int width, const unsigned int
 height=1, const unsigned int depth=1, const unsigned int dim=1)`
In-place version of the corresponding constructor.
- `CImgList< T > & assign (const unsigned int n, const unsigned int width, const unsigned int height,
 const unsigned int depth, const unsigned int dim, const T val)`
In-place version of the corresponding constructor.
- `CImgList< T > & assign (const unsigned int n, const unsigned int width, const unsigned int height,
 const unsigned int depth, const unsigned int dim, const int val0, const int val1,...)`

In-place version of the corresponding constructor.

- `CImgList< T > & assign` (const unsigned int n, const unsigned int width, const unsigned int height, const unsigned int depth, const unsigned int dim, const double val0, const double val1,...)

In-place version of the corresponding constructor.

- `template<typename t >`
`CImgList< T > & assign` (const `CImgList< t >` &list)

In-place version of the copy constructor.

- `template<typename t >`
`CImgList< T > & assign` (const `CImgList< t >` &list, const bool shared)

In-place version of the copy constructor.

- `template<typename t >`
`CImgList< T > & assign` (const unsigned int n, const `CImg< t >` &img, const bool shared=false)

In-place version of the corresponding constructor.

- `template<typename t >`
`CImgList< T > & assign` (const `CImg< t >` &img, const bool shared=false)

In-place version of the corresponding constructor.

- `template<typename t1 , typename t2 >`
`CImgList< T > & assign` (const `CImg< t1 >` &img1, const `CImg< t2 >` &img2, const bool shared=false)

In-place version of the corresponding constructor.

- `template<typename t1 , typename t2 , typename t3 >`
`CImgList< T > & assign` (const `CImg< t1 >` &img1, const `CImg< t2 >` &img2, const `CImg< t3 >` &img3, const bool shared=false)

In-place version of the corresponding constructor.

- `template<typename t1 , typename t2 , typename t3 , typename t4 >`
`CImgList< T > & assign` (const `CImg< t1 >` &img1, const `CImg< t2 >` &img2, const `CImg< t3 >` &img3, const `CImg< t4 >` &img4, const bool shared=false)

In-place version of the corresponding constructor.

- `template<typename t1 , typename t2 , typename t3 , typename t4 , typename t5 >`
`CImgList< T > & assign` (const `CImg< t1 >` &img1, const `CImg< t2 >` &img2, const `CImg< t3 >` &img3, const `CImg< t4 >` &img4, const `CImg< t5 >` &img5, const bool shared=false)

In-place version of the corresponding constructor.

- `template<typename t1 , typename t2 , typename t3 , typename t4 , typename t5 , typename t6 >`
`CImgList< T > & assign` (const `CImg< t1 >` &img1, const `CImg< t2 >` &img2, const `CImg< t3 >` &img3, const `CImg< t4 >` &img4, const `CImg< t5 >` &img5, const `CImg< t6 >` &img6, const bool shared=false)

In-place version of the corresponding constructor.

- `template<typename t1 , typename t2 , typename t3 , typename t4 , typename t5 , typename t6 , typename t7 >`
`CImgList< T > & assign` (const `CImg< t1 >` &img1, const `CImg< t2 >` &img2, const `CImg< t3 >` &img3, const `CImg< t4 >` &img4, const `CImg< t5 >` &img5, const `CImg< t6 >` &img6, const `CImg< t7 >` &img7, const bool shared=false)

In-place version of the corresponding constructor.

- `template<typename t1 , typename t2 , typename t3 , typename t4 , typename t5 , typename t6 , typename t7 , typename t8 > CImgList< T > & assign (const CImg< t1 > &img1, const CImg< t2 > &img2, const CImg< t3 > &img3, const CImg< t4 > &img4, const CImg< t5 > &img5, const CImg< t6 > &img6, const CImg< t7 > &img7, const CImg< t8 > &img8, const bool shared=false)`

In-place version of the corresponding constructor.

- `CImgList< T > & assign (const char *const filename)`

In-place version of the corresponding constructor.

- `template<typename t > CImgList< T > & transfer_to (CImgList< t > &list)`

Transfer the content of the instance image list into another one.

- `CImgList< T > & transfer_to (CImgList< T > &list)`
- `template<typename t > CImgList< t > & transfer_to (CImgList< t > &list, const unsigned int pos)`
- `CImgList< T > & swap (CImgList< T > &list)`

Swap all fields of two CImgList instances (use with care !).

- `bool is_empty () const`

Return true if list is empty.

- `operator bool () const`

Return true if list is not empty.

- `bool is_sameN (const unsigned int n) const`

Return true if list if of specified size.

- `template<typename t > bool is_sameN (const CImgList< t > &list) const`

Return true if list if of specified size.

- `template<typename t > bool is_sameXY (const CImg< t > &img) const`
- `template<typename t > bool is_sameXY (const CImgList< t > &list) const`
- `template<typename t > bool is_sameNXY (const unsigned int n, const CImg< t > &img) const`
- `template<typename t > bool is_sameNXY (const CImgList< t > &list) const`
- `template<typename t > bool is_sameXZ (const CImg< t > &img) const`
- `template<typename t > bool is_sameXZ (const CImgList< t > &list) const`
- `template<typename t > bool is_sameNXZ (const unsigned int n, const CImg< t > &img) const`
- `template<typename t > bool is_sameNXZ (const CImgList< t > &list) const`

- `template<typename t >`
`bool is_sameXV (const CImg< t > &img) const`
- `template<typename t >`
`bool is_sameXV (const CImgList< t > &list) const`
- `template<typename t >`
`bool is_sameNXV (const unsigned int n, const CImg< t > &img) const`
- `template<typename t >`
`bool is_sameNXV (const CImgList< t > &list) const`
- `template<typename t >`
`bool is_sameYZ (const CImg< t > &img) const`
- `template<typename t >`
`bool is_sameYZ (const CImgList< t > &list) const`
- `template<typename t >`
`bool is_sameNYZ (const unsigned int n, const CImg< t > &img) const`
- `template<typename t >`
`bool is_sameNYZ (const CImgList< t > &list) const`
- `template<typename t >`
`bool is_sameYV (const CImg< t > &img) const`
- `template<typename t >`
`bool is_sameYV (const CImgList< t > &list) const`
- `template<typename t >`
`bool is_sameNYV (const unsigned int n, const CImg< t > &img) const`
- `template<typename t >`
`bool is_sameNYV (const CImgList< t > &list) const`
- `template<typename t >`
`bool is_sameXYZ (const CImg< t > &img) const`
- `template<typename t >`
`bool is_sameXYZ (const CImgList< t > &list) const`
- `template<typename t >`
`bool is_sameNXYZ (const unsigned int n, const CImg< t > &img) const`
- `template<typename t >`
`bool is_sameNXYZ (const CImgList< t > &list) const`
- `template<typename t >`
`bool is_sameXYV (const CImg< t > &img) const`
- `template<typename t >`
`bool is_sameXYV (const CImgList< t > &list) const`
- `template<typename t >`
`bool is_sameNXYV (const unsigned int n, const CImg< t > &img) const`
- `template<typename t >`
`bool is_sameNXYV (const CImgList< t > &list) const`
- `template<typename t >`
`bool is_sameYZV (const CImg< t > &img) const`
- `template<typename t >`
`bool is_sameYZV (const CImgList< t > &list) const`
- `template<typename t >`
`bool is_sameNYZV (const unsigned int n, const CImg< t > &img) const`
- `template<typename t >`
`bool is_sameNYZV (const CImgList< t > &list) const`
- `template<typename t >`
`bool is_sameXYZV (const CImg< t > &img) const`
- `template<typename t >`
`bool is_sameXYZV (const CImgList< t > &list) const`

- `template<typename t >`
`bool is_sameNXYZV (const unsigned int n, const CImg< t > &img) const`
- `template<typename t >`
`bool is_sameNXYZV (const CImgList< t > &list) const`
- `bool is_sameX (const unsigned int val) const`
- `bool is_sameNX (const unsigned int n, const unsigned int val) const`
- `bool is_sameY (const unsigned int val) const`
- `bool is_sameNY (const unsigned int n, const unsigned int val) const`
- `bool is_sameZ (const unsigned int val) const`
- `bool is_sameNZ (const unsigned int n, const unsigned int val) const`
- `bool is_sameV (const unsigned int val) const`
- `bool is_sameNV (const unsigned int n, const unsigned int val) const`
- `bool is_sameXY (const unsigned int val1, const unsigned int val2) const`
- `bool is_sameNXY (const unsigned int n, const unsigned int val1, const unsigned int val2) const`
- `bool is_sameXZ (const unsigned int val1, const unsigned int val2) const`
- `bool is_sameNXZ (const unsigned int n, const unsigned int val1, const unsigned int val2) const`
- `bool is_sameXV (const unsigned int val1, const unsigned int val2) const`
- `bool is_sameNXV (const unsigned int n, const unsigned int val1, const unsigned int val2) const`
- `bool is_sameYZ (const unsigned int val1, const unsigned int val2) const`
- `bool is_sameNYZ (const unsigned int n, const unsigned int val1, const unsigned int val2) const`
- `bool is_sameYV (const unsigned int val1, const unsigned int val2) const`
- `bool is_sameNYV (const unsigned int n, const unsigned int val1, const unsigned int val2) const`
- `bool is_sameZV (const unsigned int val1, const unsigned int val2) const`
- `bool is_sameNZV (const unsigned int n, const unsigned int val1, const unsigned int val2) const`
- `bool is_sameXYZ (const unsigned int val1, const unsigned int val2, const unsigned int val3) const`
- `bool is_sameNXYZ (const unsigned int n, const unsigned int val1, const unsigned int val2, const unsigned int val3) const`
- `bool is_sameXYV (const unsigned int val1, const unsigned int val2, const unsigned int val3) const`
- `bool is_sameNXYV (const unsigned int n, const unsigned int val1, const unsigned int val2, const unsigned int val3) const`
- `bool is_sameXZV (const unsigned int val1, const unsigned int val2, const unsigned int val3) const`
- `bool is_sameNXZV (const unsigned int n, const unsigned int val1, const unsigned int val2, const unsigned int val3) const`
- `bool is_sameYZV (const unsigned int val1, const unsigned int val2, const unsigned int val3) const`
- `bool is_sameNYZV (const unsigned int n, const unsigned int val1, const unsigned int val2, const unsigned int val3) const`
- `bool is_sameXYZV (const unsigned int dx, const unsigned int dy, const unsigned int dz, const unsigned int dv) const`
- `bool is_sameNXYZV (const unsigned int n, const unsigned int dx, const unsigned int dy, const unsigned int dz, const unsigned int dv) const`
- `bool containsNXYZV (const int n, const int x=0, const int y=0, const int z=0, const int v=0) const`
Return true if the list contains the pixel (n,x,y,z,v).
- `bool containsN (const int n) const`
Return true if the list contains the image (n).
- `template<typename t >`
`bool contains (const T &pixel, t &n, t &x, t &y, t &z, t &v) const`
Return true if one of the image list contains the specified referenced value. If true, set coordinates (n,x,y,z,v).

- `template<typename t>`
`bool contains (const T &pixel, t &n, t &x, t &y, t &z) const`
Return true if one of the image list contains the specified referenced value. If true, set coordinates (n,x,y,z).
- `template<typename t>`
`bool contains (const T &pixel, t &n, t &x, t &y) const`
Return true if one of the image list contains the specified referenced value. If true, set coordinates (n,x,y).
- `template<typename t>`
`bool contains (const T &pixel, t &n, t &x) const`
Return true if one of the image list contains the specified referenced value. If true, set coordinates (n,x).
- `template<typename t>`
`bool contains (const T &pixel, t &n) const`
Return true if one of the image list contains the specified referenced value. If true, set coordinates (n).
- `bool contains (const T &pixel) const`
Return true if one of the image list contains the specified referenced value.
- `template<typename t>`
`bool contains (const CImg< T > &img, t &n) const`
Return true if the list contains the image 'img'. If true, returns the position (n) of the image in the list.
- `bool contains (const CImg< T > &img) const`
Return true if the list contains the image img.
- `static const char * pixel_type ()`
Return a string describing the type of the image pixels in the list (template parameter T).
- `static CImgList< T > & empty ()`
Return a reference to an empty list.

Arithmetics Operators

- `template<typename t>`
`CImgList< T > & operator= (const CImgList< t > &list)`
Assignment operator.
- `CImgList< T > & operator= (const CImgList< T > &list)`
- `template<typename t>`
`CImgList< T > & operator= (const CImg< t > &img)`
Assignment operator.
- `CImgList< T > & operator= (const T val)`
Assignment operator.
- `CImgList< T > operator+ () const`
Operator+.

- `template<typename t >`
`CImgList< T > & operator+= (const t val)`
`Operator+=.`
- `template<typename t >`
`CImgList< T > & operator+= (const CImgList< t > &list)`
`Operator+=.`
- `CImgList< T > & operator++ ()`
`Operator++ (prefix).`
- `CImgList< T > operator++ (int)`
`Operator++ (postfix).`
- `CImgList< T > operator- () const`
`Operator-.`
- `template<typename t >`
`CImgList< T > & operator-= (const t val)`
`Operator-=.`
- `template<typename t >`
`CImgList< T > & operator-= (const CImgList< t > &list)`
`Operator-=.`
- `CImgList< T > & operator- ()`
`Operator- (prefix).`
- `CImgList< T > operator- (int)`
`Operator- (postfix).`
- `template<typename t >`
`CImgList< T > & operator*= (const t val)`
`Operator*=.`
- `template<typename t >`
`CImgList< T > & operator*= (const CImgList< t > &list)`
`Operator*=.`
- `template<typename t >`
`CImgList< T > & operator/= (const t val)`
`Operator/=.`
- `template<typename t >`
`CImgList< T > & operator/= (const CImgList< t > &list)`
`Operator/=.`
- `const T & max () const`
Return a reference to the maximum pixel value of the instance list.

- `T & max ()`
Return a reference to the maximum pixel value of the instance list.
- `const T & min () const`
Return a reference to the minimum pixel value of the instance list.
- `T & min ()`
Return a reference to the minimum pixel value of the instance list.
- `template<typename t >`
`const T & minmax (t &max_val) const`
Return a reference to the minimum pixel value of the instance list.
- `template<typename t >`
`T & minmax (t &max_val)`
Return a reference to the minimum pixel value of the instance list.
- `template<typename t >`
`const T & maxmin (t &min_val) const`
Return a reference to the minimum pixel value of the instance list.
- `template<typename t >`
`T & maxmin (t &min_val)`
Return a reference to the minimum pixel value of the instance list.
- `double mean () const`
Return the mean pixel value of the instance list.
- `double variance ()`
Return the variance of the instance list.
- `CImgList< T > & stats (const unsigned int variance_method=1)`
Compute a list of statistics vectors (min,max,mean,variance,xmin,ymin,zmin,vmin,xmax,ymax,zmax,vmax).
- `CImgList< Tfloat > get_stats (const unsigned int variance_method=1) const`

List Manipulation

- `CImg< T > & operator[] (const unsigned int pos)`
Return a reference to the i-th element of the image list.
- `const CImg< T > & operator[] (const unsigned int pos) const`
- `CImg< T > & operator() (const unsigned int pos)`
Equivalent to `CImgList<T>::operator[]`.
- `const CImg< T > & operator() (const unsigned int pos) const`
- `T & operator() (const unsigned int pos, const unsigned int x, const unsigned int y=0, const unsigned int z=0, const unsigned int v=0)`
Return a reference to (x,y,z,v) pixel of the pos-th image of the list.

- `const T & operator() (const unsigned int pos, const unsigned int x, const unsigned int y=0, const unsigned int z=0, const unsigned int v=0) const`
- `CImg< T > & at (const int pos)`
Read an image in specified position.
- `T & atNXYZV (const int pos, const int x, const int y, const int z, const int v, const T out_val)`
Read a pixel value with Dirichlet boundary conditions.
- `T atNXYZV (const int pos, const int x, const int y, const int z, const int v, const T out_val) const`
- `T & atNXYZV (const int pos, const int x, const int y, const int z, const int v)`
Read a pixel value with Neumann boundary conditions.
- `T atNXYZV (const int pos, const int x, const int y, const int z, const int v) const`
- `T & atNXYZ (const int pos, const int x, const int y, const int z, const int v, const T out_val)`
Read a pixel value with Dirichlet boundary conditions for the four first coordinates (pos, x, y, z).
- `T atNXYZ (const int pos, const int x, const int y, const int z, const int v, const T out_val) const`
- `T & atNXYZ (const int pos, const int x, const int y, const int z, const int v=0)`
Read a pixel value with Neumann boundary conditions for the four first coordinates (pos, x, y, z).
- `T atNXYZ (const int pos, const int x, const int y, const int z, const int v=0) const`
- `T & atNXY (const int pos, const int x, const int y, const int z, const int v, const T out_val)`
Read a pixel value with Dirichlet boundary conditions for the three first coordinates (pos, x, y).
- `T atNXY (const int pos, const int x, const int y, const int z, const int v, const T out_val) const`
- `T & atNXY (const int pos, const int x, const int y, const int z=0, const int v=0)`
Read a pixel value with Neumann boundary conditions for the three first coordinates (pos, x, y).
- `T atNXY (const int pos, const int x, const int y, const int z=0, const int v=0) const`
- `T & atNX (const int pos, const int x, const int y, const int z, const int v, const T out_val)`
Read a pixel value with Dirichlet boundary conditions for the two first coordinates (pos, x).
- `T atNX (const int pos, const int x, const int y, const int z, const int v, const T out_val) const`
- `T & atNX (const int pos, const int x, const int y=0, const int z=0, const int v=0)`
Read a pixel value with Neumann boundary conditions for the two first coordinates (pos, x).
- `T atNX (const int pos, const int x, const int y=0, const int z=0, const int v=0) const`
- `T & atN (const int pos, const int x, const int y, const int z, const int v, const T out_val)`
Read a pixel value with Dirichlet boundary conditions for the first coordinates (pos).
- `T atN (const int pos, const int x, const int y, const int z, const int v, const T out_val) const`
- `T & atN (const int pos, const int x=0, const int y=0, const int z=0, const int v=0)`
Read a pixel value with Neumann boundary conditions for the first coordinates (pos).
- `T atN (const int pos, const int x=0, const int y=0, const int z=0, const int v=0) const`
- `CImg< T > & back ()`
Returns a reference to the last element.
- `const CImg< T > & back () const`
- `CImg< T > & front ()`

Returns a reference to the first element.

- `const CImg< T > & front () const`
- `iterator begin ()`

Returns an iterator to the beginning of the vector.

- `const_iterator begin () const`
- `const CImg< T > & first () const`

Return a reference to the first image.

- `CImg< T > & first ()`
- `iterator end ()`

Returns an iterator just past the last element.

- `const_iterator end () const`
- `const CImg< T > & last () const`

Return a reference to the last image.

- `CImg< T > & last ()`
- `template<typename t >`
`CImgList< T > & insert (const CImg< t > &img, const unsigned int pos, const bool shared)`

Insert a copy of the image `img` into the current image list, at position `pos`.

- `CImgList< T > & insert (const CImg< T > &img, const unsigned int pos, const bool shared)`
- `template<typename t >`
`CImgList< T > & insert (const CImg< t > &img, const unsigned int pos)`
- `template<typename t >`
`CImgList< T > & insert (const CImg< t > &img)`

Insert a copy of the image `img` into the current image list, at position `pos`.

- `template<typename t >`
`CImgList< T > get_insert (const CImg< t > &img, const unsigned int pos=~0U, const bool shared=false) const`
- `CImgList< T > & insert (const unsigned int n, const unsigned int pos=~0U)`

Insert `n` empty images `img` into the current image list, at position `pos`.

- `CImgList< T > get_insert (const unsigned int n, const unsigned int pos=~0U) const`
- `template<typename t >`
`CImgList< T > & insert (const unsigned int n, const CImg< t > &img, const unsigned int pos=~0U, const bool shared=false)`

Insert `n` copies of the image `img` into the current image list, at position `pos`.

- `template<typename t >`
`CImgList< T > get_insert (const unsigned int n, const CImg< t > &img, const unsigned int pos=~0U, const bool shared=false) const`
- `template<typename t >`
`CImgList< T > & insert (const CImgList< t > &list, const unsigned int pos=~0U, const bool shared=false)`

Insert a copy of the image list `list` into the current image list, starting from position `pos`.

- `template<typename t>`
`CImgList< T > get_insert (const CImgList< t > &list, const unsigned int pos=~0U, const bool shared=false) const`
- `template<typename t>`
`CImgList< T > & insert (const unsigned int n, const CImgList< t > &list, const unsigned int pos=~0U, const bool shared=false)`
Insert n copies of the list list at position pos of the current list.
- `template<typename t>`
`CImgList< T > get_insert (const unsigned int n, const CImgList< t > &list, const unsigned int pos=~0U, const bool shared=false) const`
- `template<typename t>`
`CImgList< T > & operator<< (const CImg< t > &img)`
Insert a copy of the image img at the end of the current image list.
- `template<typename t>`
`CImgList< T > & operator<< (const CImgList< t > &list)`
Insert a copy of the image list list at the end of the current image list.
- `template<typename t>`
`CImgList< T > & operator>> (CImg< t > &img) const`
Return a copy of the current image list, where the image img has been inserted at the end.
- `template<typename t>`
`CImgList< T > & operator>> (CImgList< t > &list) const`
Insert a copy of the current image list at the beginning of the image list list.
- `CImgList< T > & remove (const unsigned int pos1, const unsigned int pos2)`
Remove the images at positions pos1 to pos2 from the image list.
- `CImgList< T > get_remove (const unsigned int pos1, const unsigned int pos2) const`
- `CImgList< T > & remove (const unsigned int pos)`
Remove the image at position pos from the image list.
- `CImgList< T > get_remove (const unsigned int pos) const`
- `CImgList< T > & remove ()`
Remove the last image from the image list.
- `CImgList< T > get_remove () const`
- `CImgList< T > & reverse ()`
Reverse list order.
- `CImgList< T > get_reverse () const`
- `CImgList< T > & crop (const unsigned int i0, const unsigned int i1, const bool shared=false)`
Get a sub-list.
- `CImgList< T > get_crop (const unsigned int i0, const unsigned int i1, const bool shared=false) const`
- `CImgList< T > & crop (const unsigned int i0, const unsigned int i1, const int x0, const int y0, const int z0, const int v0, const int x1, const int y1, const int z1, const int v1)`
Get sub-images of a sublist.

- **CImgList**< T > **get_crop** (const unsigned int i0, const unsigned int i1, const int x0, const int y0, const int z0, const int v0, const int x1, const int y1, const int z1, const int v1) const
- **CImgList**< T > & **crop** (const unsigned int i0, const unsigned int i1, const int x0, const int y0, const int z0, const int x1, const int y1, const int z1)
Get sub-images of a sublist.
- **CImgList**< T > **get_crop** (const unsigned int i0, const unsigned int i1, const int x0, const int y0, const int z0, const int x1, const int y1, const int z1) const
- **CImgList**< T > & **crop** (const unsigned int i0, const unsigned int i1, const int x0, const int y0, const int x1, const int y1)
Get sub-images of a sublist.
- **CImgList**< T > **get_crop** (const unsigned int i0, const unsigned int i1, const int x0, const int y0, const int x1, const int y1) const
- **CImgList**< T > & **crop** (const unsigned int i0, const unsigned int i1, const int x0, const int x1)
Get sub-images of a sublist.
- **CImgList**< T > **get_crop** (const unsigned int i0, const unsigned int i1, const int x0, const int x1) const
- const **CImgList**< T > & **operator>>** (**CImgDisplay** &disp) const
Display an image list into a CImgDisplay.
- template<typename t >
CImgList< T > & **push_back** (const **CImg**< t > &img)
Insert image img at the end of the list.
- template<typename t >
CImgList< T > & **push_front** (const **CImg**< t > &img)
Insert image img at the front of the list.
- template<typename t >
CImgList< T > & **push_back** (const **CImgList**< t > &list)
Insert list list at the end of the current list.
- template<typename t >
CImgList< T > & **push_front** (const **CImgList**< t > &list)
Insert list list at the front of the current list.
- **CImgList**< T > & **pop_back** ()
Remove last element of the list.
- **CImgList**< T > & **pop_front** ()
Remove first element of the list.
- **CImgList**< T > & **erase** (const iterator iter)
Remove the element pointed by iterator iter.

Fourier Transforms

- [CImgList](#)< T > & [FFT](#) (const char axis, const bool invert=false)
Compute the Fast Fourier Transform (along the specified axis).
- [CImgList](#)< Tfloat > [get_FFT](#) (const char axis, const bool invert=false) const
- [CImgList](#)< T > & [FFT](#) (const bool invert=false)
Compute the Fast Fourier Transform of a complex image.
- [CImgList](#)< Tfloat > [get_FFT](#) (const bool invert=false) const
- [CImgList](#)< T > & [split](#) (const char axis, const int nb=0)
- [CImgList](#)< T > [get_split](#) (const char axis, const int nb=0) const
- [CImg](#)< T > [get_append](#) (const char axis, const char align='p') const
Return a single image which is the concatenation of all images of the current [CImgList](#) instance.
- [CImgList](#)< T > & [crop_font](#) ()
Create an auto-cropped font (along the X axis) from a input font font.
- [CImgList](#)< T > [get_crop_font](#) () const
- [CImgList](#)< T > & [invert_object3d](#) ()
Invert primitives orientation of a 3D object.
- [CImgList](#)< T > [get_invert_object3d](#) () const
- const [CImgList](#)< T > & [display](#) ([CImgDisplay](#) &disp, const char axis='x', const char align='p') const
Display the current [CImgList](#) instance in an existing [CImgDisplay](#) window (by reference).
- const [CImgList](#)< T > & [display](#) ([CImgDisplay](#) &disp, const bool display_info, const char axis='x', const char align='p') const
Display the current [CImgList](#) instance in a new display window.
- const [CImgList](#)< T > & [display](#) (const char *const title=0, const bool display_info=true, const char axis='x', const char align='p') const
Display the current [CImgList](#) instance in a new display window.
- static [CImgList](#)< T > [font](#) (const unsigned int font_width, const bool variable_size=true)
Return a [CImg](#) pre-defined font with desired size.

Input-Output

- [CImg](#)< charT > [value_string](#) (const char separator=',', const unsigned int max_size=0) const
Return a C-string containing the values of all images in the instance list.
- const [CImgList](#)< T > & [print](#) (const char *title=0, const bool display_stats=true) const
Print informations about the list on the standard output.
- [CImgList](#)< T > & [load](#) (const char *const filename)
Load an image list from a file.

- `CImgList< T > & load_cimg` (const char *const filename)
Load an image list from a .cimg file.
- `CImgList< T > & load_cimg` (std::FILE *const file)
Load an image list from a .cimg file.
- `CImgList< T > & load_cimg` (const char *const filename, const unsigned int n0, const unsigned int n1, const unsigned int x0, const unsigned int y0, const unsigned int z0, const unsigned int v0, const unsigned int x1, const unsigned int y1, const unsigned int z1, const unsigned int v1)
Load a sub-image list from a non compressed .cimg file.
- `CImgList< T > & load_cimg` (std::FILE *const file, const unsigned int n0, const unsigned int n1, const unsigned int x0, const unsigned int y0, const unsigned int z0, const unsigned int v0, const unsigned int x1, const unsigned int y1, const unsigned int z1, const unsigned int v1)
Load a sub-image list from a non compressed .cimg file.
- `CImgList< T > & load_parrec` (const char *const filename)
Load an image list from a PAR/REC (Philips) file.
- `CImgList< T > & load_yuv` (const char *const filename, const unsigned int sizex, const unsigned int sizey, const unsigned int first_frame=0, const unsigned int last_frame=~0U, const unsigned int step_frame=1, const bool yuv2rgb=true)
Load an image sequence from a YUV file.
- `CImgList< T > & load_yuv` (std::FILE *const file, const unsigned int sizex, const unsigned int sizey, const unsigned int first_frame=0, const unsigned int last_frame=~0U, const unsigned int step_frame=1, const bool yuv2rgb=true)
Load an image sequence from a YUV file.
- `CImgList< T > & load_ffmpeg` (const char *const filename, const unsigned int first_frame=0, const unsigned int last_frame=~0U, const unsigned int step_frame=1, const bool pixel_format=true, const bool resume=false)
Load an image from a video file, using ffmpeg libraries.
- `CImgList< T > & load_ffmpeg_external` (const char *const filename)
Load an image from a video file (MPEG,AVI) using the external tool 'ffmpeg'.
- `CImgList< T > & load_gzip_external` (const char *const filename)
Load a gzipped list, using external tool 'gunzip'.
- `template<typename tf, typename tc >`
`CImgList< T > & load_off` (const char *const filename, `CImgList< tf > &primitives`, `CImgList< tc > &colors`, const bool invert_faces=false)
Load a 3D object from a .OFF file.
- `CImgList< T > & load_tiff` (const char *const filename, const unsigned int first_frame=0, const unsigned int last_frame=~0U, const unsigned int step_frame=1)
Load a TIFF file.
- `const CImgList< T > & save` (const char *const filename, const int number=-1) const
Save an image list into a file.

- const [CImgList](#)< T > & [save_ffmpeg](#) (const char *const filename, const unsigned int first_frame=0, const unsigned int last_frame=~0U, const unsigned int fps=25) const
Save an image sequence, using FFMPEG library.
- const [CImgList](#)< T > & [save_yuv](#) (const char *const filename=0, const bool rgb2yuv=true) const
Save an image sequence into a YUV file.
- const [CImgList](#)< T > & [save_yuv](#) (std::FILE *const file, const bool rgb2yuv=true) const
Save an image sequence into a YUV file.
- const [CImgList](#)< T > & [save_cimg](#) (std::FILE *file, const bool compress=false) const
Save an image list into a [CImg](#) file (RAW binary file + simple header).
- const [CImgList](#)< T > & [save_cimg](#) (const char *const filename, const bool compress=false) const
Save an image list into a [CImg](#) file (RAW binary file + simple header).
- const [CImgList](#)< T > & [save_cimg](#) (const char *const filename, const unsigned int n0, const unsigned int x0, const unsigned int y0, const unsigned int z0, const unsigned int v0) const
Insert the instance image into into an existing [cimg](#) file, at specified coordinates.
- const [CImgList](#)< T > & [save_cimg](#) (std::FILE *const file, const unsigned int n0, const unsigned int x0, const unsigned int y0, const unsigned int z0, const unsigned int v0) const
Insert the instance image into into an existing [cimg](#) file, at specified coordinates.
- const [CImgList](#)< T > & [save_gzip_external](#) (const char *const filename) const
Save a file in TIFF format.
- template<typename tf, typename tc >
const [CImgList](#)< T > & [save_off](#) (const char *const filename, const [CImgList](#)< tf > &primitives, const [CImgList](#)< tc > &colors, const bool invert_faces=false) const
Save an image list into a OFF file.
- template<typename tf, typename tc >
const [CImgList](#)< T > & [save_off](#) (std::FILE *const file, const [CImgList](#)< tf > &primitives, const [CImgList](#)< tc > &colors, const bool invert_faces=false) const
Save an image list into a OFF file.
- const [CImgList](#)< T > & [save_ffmpeg_external](#) (const char *const filename, const unsigned int first_frame=0, const unsigned int last_frame=~0U, const char *const codec="mpeg2video") const
Save an image sequence using the external tool 'ffmpeg'.
- static [CImgList](#)< T > [get_load](#) (const char *const filename)
- static [CImgList](#)< T > [get_load_cimg](#) (const char *const filename)
- static [CImgList](#)< T > [get_load_cimg](#) (std::FILE *const file)
- static [CImgList](#)< T > [get_load_cimg](#) (const char *const filename, const unsigned int n0, const unsigned int n1, const unsigned int x0, const unsigned int y0, const unsigned int z0, const unsigned int v0, const unsigned int x1, const unsigned int y1, const unsigned int z1, const unsigned int v1)
- static [CImgList](#)< T > [get_load_cimg](#) (std::FILE *const file, const unsigned int n0, const unsigned int n1, const unsigned int x0, const unsigned int y0, const unsigned int z0, const unsigned int v0, const unsigned int x1, const unsigned int y1, const unsigned int z1, const unsigned int v1)

- static [CImgList](#)< T > [get_load_parrec](#) (const char *const filename)
- static [CImgList](#)< T > [get_load_yuv](#) (const char *const filename, const unsigned int sizex, const unsigned int sizey=1, const unsigned int first_frame=0, const unsigned int last_frame=~0U, const unsigned int step_frame=1, const bool yuv2rgb=true)
- static [CImgList](#)< T > [get_load_yuv](#) (std::FILE *const file, const unsigned int sizex, const unsigned int sizey=1, const unsigned int first_frame=0, const unsigned int last_frame=~0U, const unsigned int step_frame=1, const bool yuv2rgb=true)
- static [CImgList](#)< T > [get_load_ffmpeg](#) (const char *const filename, const unsigned int first_frame=0, const unsigned int last_frame=~0U, const unsigned int step_frame=1, const bool pixel_format=true)
- static [CImgList](#)< T > [get_load_ffmpeg_external](#) (const char *const filename)
- static [CImgList](#)< T > [get_load_gzip_external](#) (const char *const filename)
- template<typename tf, typename tc>
static [CImgList](#)< T > [get_load_off](#) (const char *const filename, [CImgList](#)< tf > &primitives, [CImgList](#)< tc > &colors, const bool invert_faces=false)
- static [CImgList](#)< T > [get_load_tiff](#) (const char *const filename, const unsigned int first_frame=0, const unsigned int last_frame=~0U, const unsigned int step_frame=1)
- static void [save_empty_cimg](#) (const char *const filename, const unsigned int nb, const unsigned int dx, const unsigned int dy=1, const unsigned int dz=1, const unsigned int dv=1)

Create an empty .cimg file with specified dimensions.

- static void [save_empty_cimg](#) (std::FILE *const file, const unsigned int nb, const unsigned int dx, const unsigned int dy=1, const unsigned int dz=1, const unsigned int dv=1)

Create an empty .cimg file with specified dimensions.

Public Types

- typedef [CImg](#)< T > * [iterator](#)
Define a [CImgList](#)<T>::iterator.
- typedef const [CImg](#)< T > * [const_iterator](#)
Define a [CImgList](#)<T>::const_iterator.
- typedef T [value_type](#)
Get value type.

Public Attributes

- unsigned int [size](#)
Size of the list (number of elements inside).
- unsigned int [allocsize](#)
Allocation size of the list.
- [CImg](#)< T > * [data](#)
Pointer to the first list element.

8.4.1 Detailed Description

template<typename T> struct cimg_library::CImgList< T >

Class representing list of images CImg<T>.

8.4.2 Member Function Documentation

8.4.2.1 CImgList<T> get_append (const char *axis*, const char *align* = 'p') const

Return a single image which is the concatenation of all images of the current [CImgList](#) instance.

Parameters:

axis : specify the axis for image concatenation. Can be 'x','y','z' or 'v'.

align : specify the alignment for image concatenation. Can be 'p' (top), 'c' (center) or 'n' (bottom).

Returns:

A CImg<T> image corresponding to the concatenation is returned.

8.4.2.2 static CImgList<T> font (const unsigned int *font_width*, const bool *variable_size* = true) [static]

Return a [CImg](#) pre-defined font with desired size.

Parameters:

font_height = height of the desired font (can be 11,13,24,38 or 57)

fixed_size = tell if the font has a fixed or variable width.

8.4.2.3 const CImgList<T>& display (CImgDisplay & *disp*, const char *axis* = 'x', const char *align* = 'p') const

Display the current [CImgList](#) instance in an existing [CImgDisplay](#) window (by reference).

This function displays the list images of the current [CImgList](#) instance into an existing [CImgDisplay](#) window. Images of the list are concatenated in a single temporarily image for visualization purposes. The function returns immediately.

Parameters:

disp : reference to an existing [CImgDisplay](#) instance, where the current image list will be displayed.

axis : specify the axis for image concatenation. Can be 'x','y','z' or 'v'.

align : specify the alignment for image concatenation. Can be 'p' (top), 'c' (center) or 'n' (bottom).

Returns:

A reference to the current [CImgList](#) instance is returned.

8.4.2.4 `const CImgList<T>& display (CImgDisplay & disp, const bool display_info, const char axis = 'x', const char align = 'p') const`

Display the current [CImgList](#) instance in a new display window.

This function opens a new window with a specific title and displays the list images of the current [CImgList](#) instance into it. Images of the list are concatenated in a single temporarily image for visualization purposes. The function returns when a key is pressed or the display window is closed by the user.

Parameters:

title : specify the title of the opening display window.

axis : specify the axis for image concatenation. Can be 'x','y','z' or 'v'.

align : specify the alignment for image concatenation. Can be 'p' (top), 'c' (center) or 'n' (bottom).

Returns:

A reference to the current [CImgList](#) instance is returned.

8.4.2.5 `const CImgList<T>& save (const char *const_filename, const int number = -1) const`

Save an image list into a file.

Depending on the extension of the given filename, a file format is chosen for the output file.

8.4.2.6 `const CImgList<T>& save_gzip_external (const char *const_filename) const`

Save a file in TIFF format.

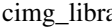

Save an image list as a gzipped file, using external tool 'gzip'.

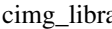

Index

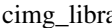

- ~CImg
 - cimg_library::CImg, 118
- abs
 - cimg_library::cimg, 47
- assign
 - cimg_library::CImg, 121–123
- atof
 - cimg_library::cimg, 48
- blur
 - cimg_library::CImg, 155
- blur_anisotropic
 - cimg_library::CImg, 155
- blur_bilateral
 - cimg_library::CImg, 155
- CImg
 - cimg_library::CImg, 119–121
- CImg Library Overview, 11
- CImg<T> : The image structure., 14
- cimg_library, 39
- cimg_library::CImg, 51
 - ~CImg, 118
 - assign, 121–123
 - blur, 155
 - blur_anisotropic, 155
 - blur_bilateral, 155
 - CImg, 119–121
 - clear, 121
 - const_iterator, 118
 - convolve, 154
 - correlate, 154
 - crop, 131, 132
 - default_LUT8, 135
 - depth, 158
 - deriche, 155
 - dijkstra, 134
 - dim, 158
 - displacement_field, 156
 - draw_arrow, 140
 - draw_axis, 150
 - draw_circle, 147
 - draw_ellipse, 145, 146
 - draw_fill, 150, 151
 - draw_gaussian, 152, 153
 - draw_graph, 149
 - draw_image, 140, 141
 - draw_line, 136–138
 - draw_object3d, 153
 - draw_plasma, 151, 152
 - draw_point, 135, 136
 - draw_quiver, 148, 149
 - draw_rectangle, 141, 142
 - draw_spline, 138, 139
 - draw_text, 147, 148
 - draw_triangle, 142–145
 - equalize, 133
 - eval, 126
 - fill, 127
 - get_gradient, 134
 - haar, 156
 - height, 158
 - histogram, 132
 - is_overlapped, 124
 - iterator, 118
 - load, 157
 - noise, 155
 - offset, 124
 - operator(), 125
 - operator+, 127
 - operator=, 126, 127
 - permute_axes, 130
 - pixel_type, 123
 - pointwise_norm, 133
 - pointwise_orientation, 133
 - print, 126
 - ptr, 124
 - resize, 129, 130
 - resize_doubleXY, 130
 - resize_tripleXY, 130
 - RGBtoBayer, 135
 - RGBtoHSI, 135
 - rotate, 128
 - round, 127
 - save, 157
 - save_graphicsmagick_external, 157
 - save_imagemagick_external, 157
 - select, 156
 - size, 124

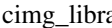

- threshold, 128
- transfer_to, 123
- translate, 130
- variance, 126
- width, 158
- cimg_library::cimg, 41
 - abs, 47
 - atof, 48
 - dialog, 49
 - endianness, 46
 - exception_mode, 46
 - info, 46
 - minmod, 47
 - mod, 47
 - round, 47
 - sleep, 47
 - strcasecmp, 48
 - strcmp, 48
 - strncasecmp, 48
 - strncmp, 48
 - system, 46
 - uncase, 48
 - wait, 47
 - warn, 46
- cimg_library::CImgDisplay, 160
 - CImgDisplay, 166
 - display, 167
 - resize, 167
- cimg_library::CImgException, 168
- cimg_library::CImgList, 170
 - display, 188
 - font, 188
 - get_append, 188
 - save, 189
 - save_gzip_external, 189
- CImgDisplay
 - cimg_library::CImgDisplay, 166
- CImgDisplay : The image display structure., 16
- CImgException : The library exception structure., 17
- CImgList<T> : The image list structure., 15
- clear
 - cimg_library::CImg, 121
- const_iterator
 - cimg_library::CImg, 118
- convolve
 - cimg_library::CImg, 154
- correlate
 - cimg_library::CImg, 154
- crop
 - cimg_library::CImg, 131, 132
- default_LUT8
 - cimg_library::CImg, 135
- depth
 - cimg_library::CImg, 158
- deriche
 - cimg_library::CImg, 155
- dialog
 - cimg_library::cimg, 49
- dijkstra
 - cimg_library::CImg, 134
- dim
 - cimg_library::CImg, 158
- displacement_field
 - cimg_library::CImg, 156
- display
 - cimg_library::CImgDisplay, 167
 - cimg_library::CImgList, 188
- draw_arrow
 - cimg_library::CImg, 140
- draw_axis
 - cimg_library::CImg, 150
- draw_circle
 - cimg_library::CImg, 147
- draw_ellipse
 - cimg_library::CImg, 145, 146
- draw_fill
 - cimg_library::CImg, 150, 151
- draw_gaussian
 - cimg_library::CImg, 152, 153
- draw_graph
 - cimg_library::CImg, 149
- draw_image
 - cimg_library::CImg, 140, 141
- draw_line
 - cimg_library::CImg, 136–138
- draw_object3d
 - cimg_library::CImg, 153
- draw_plasma
 - cimg_library::CImg, 151, 152
- draw_point
 - cimg_library::CImg, 135, 136
- draw_quiver
 - cimg_library::CImg, 148, 149
- draw_rectangle
 - cimg_library::CImg, 141, 142
- draw_spline
 - cimg_library::CImg, 138, 139
- draw_text
 - cimg_library::CImg, 147, 148
- draw_triangle
 - cimg_library::CImg, 142–145
- endianness
 - cimg_library::cimg, 46
- equalize
 - cimg_library::CImg, 133

- eval
 - cimg_library::CImg, 126
- exception_mode
 - cimg_library::cimg, 46
- FAQ : Frequently Asked Questions., 18
- Files IO in CImg., 36
- fill
 - cimg_library::CImg, 127
- font
 - cimg_library::CImgList, 188
- get_append
 - cimg_library::CImgList, 188
- get_gradient
 - cimg_library::CImg, 134
- haar
 - cimg_library::CImg, 156
- height
 - cimg_library::CImg, 158
- histogram
 - cimg_library::CImg, 132
- How pixel data are stored with CImg., 35
- How to use CImg library with Visual C++ 2005 Express Edition ?, 24
- info
 - cimg_library::cimg, 46
- is_overlapped
 - cimg_library::CImg, 124
- iterator
 - cimg_library::CImg, 118
- load
 - cimg_library::CImg, 157
- minmod
 - cimg_library::cimg, 47
- mod
 - cimg_library::cimg, 47
- noise
 - cimg_library::CImg, 155
- offset
 - cimg_library::CImg, 124
- operator()
 - cimg_library::CImg, 125
- operator+
 - cimg_library::CImg, 127
- operator=
 - cimg_library::CImg, 126, 127
- permute_axes
 - cimg_library::CImg, 130
- pixel_type
 - cimg_library::CImg, 123
- pointwise_norm
 - cimg_library::CImg, 133
- pointwise_orientation
 - cimg_library::CImg, 133
- print
 - cimg_library::CImg, 126
- ptr
 - cimg_library::CImg, 124
- resize
 - cimg_library::CImg, 129, 130
 - cimg_library::CImgDisplay, 167
- resize_doubleXY
 - cimg_library::CImg, 130
- resize_tripleXY
 - cimg_library::CImg, 130
- Retrieving Command Line Arguments., 37
- RGBtoBayer
 - cimg_library::CImg, 135
- RGBtoHSI
 - cimg_library::CImg, 135
- rotate
 - cimg_library::CImg, 128
- round
 - cimg_library::CImg, 127
 - cimg_library::cimg, 47
- save
 - cimg_library::CImg, 157
 - cimg_library::CImgList, 189
- save_graphicsmagick_external
 - cimg_library::CImg, 157
- save_gzip_external
 - cimg_library::CImgList, 189
- save_imagemagick_external
 - cimg_library::CImg, 157
- select
 - cimg_library::CImg, 156
- Setting Environment Variables, 22
- size
 - cimg_library::CImg, 124
- sleep
 - cimg_library::cimg, 47
- strcasecmp
 - cimg_library::cimg, 48
- strcmp
 - cimg_library::cimg, 48
- strncasecmp
 - cimg_library::cimg, 48
- strncmp
 - cimg_library::cimg, 48

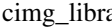

system
 ::, [46](#)

threshold
 ::, [128](#)

transfer_to
 ::, [123](#)

translate
 ::, [130](#)

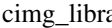

Tutorial : Getting Started., [25](#)

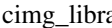

uncase
 ::, [48](#)

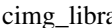

Using Display Windows., [34](#)

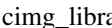

Using Drawing Functions., [28](#)

Using Image Loops., [29](#)

variance
 ::, [126](#)

wait
 ::, [47](#)

warn
 ::, [46](#)

width
 ::, [158](#)